

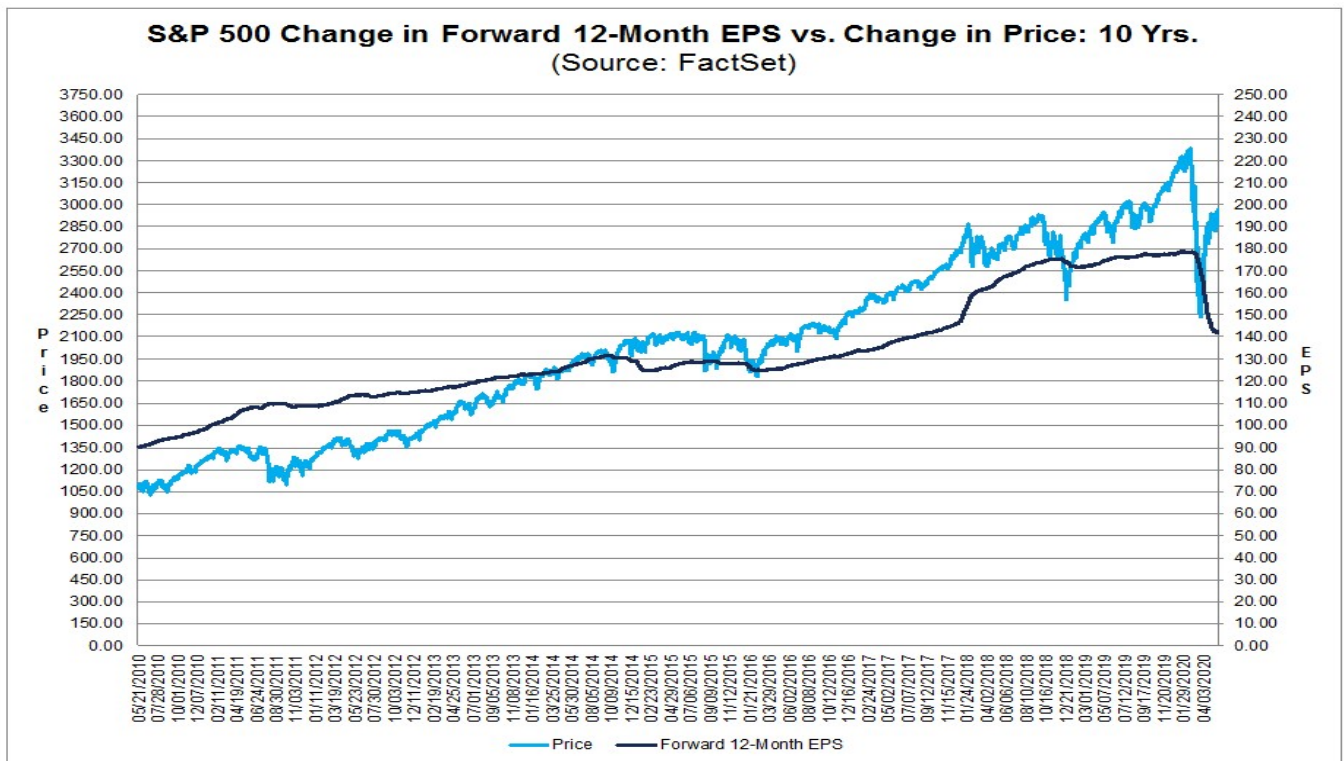
John Butters, Senior Earnings Analyst
jbutters@factset.com

Media Questions/Requests
media_request@factset.com

May 22, 2020

Key Metrics

- **Earnings Scorecard:** For Q1 2020 (with 95% of the companies in the S&P 500 reporting actual results), 64% of S&P 500 companies have reported a positive EPS surprise and 57% of S&P 500 companies have reported a positive revenue surprise.
- **Earnings Growth:** For Q1 2020, the blended earnings decline for the S&P 500 is -14.6%. If -14.6% is the actual decline for the quarter, it will mark the largest year-over-year decline in earnings reported by the index since Q3 2009 (-15.7%).
- **Earnings Revisions:** On March 31, the estimated earnings decline for Q1 2020 was -6.9%. Four sectors have lower growth rates today (compared to March 31) due to downward revisions to EPS estimates and negative EPS surprises.
- **Earnings Guidance:** For Q2 2020, 19 S&P 500 companies have issued negative EPS guidance and 18 S&P 500 companies have issued positive EPS guidance.
- **Valuation:** The forward 12-month P/E ratio for the S&P 500 is 21.0. This P/E ratio is above the 5-year average (16.8) and above the 10-year average (15.1).



To receive this report via e-mail or view other articles with FactSet content, please go to: <https://insight.factset.com/>

All data published in this report is available on FactSet. Please contact media_request@factset.com or 1-877-FACTSET for more information.

Topic of the Week:

More Than 1 in 3 S&P 500 Companies Have Withdrawn EPS Guidance for 2020

During each corporate earnings season, it is not unusual for companies to provide guidance on expected earnings for future quarters or for the full year. However, a number of companies are currently having difficulty providing an estimate for future earnings due to the uncertainty surrounding the negative impacts of COVID-19. Given this difficulty, how many S&P 500 companies have provided EPS guidance for 2020 during the Q1 earnings season? How many S&P 500 companies have withdrawn EPS guidance for 2020 during the Q1 earnings season?

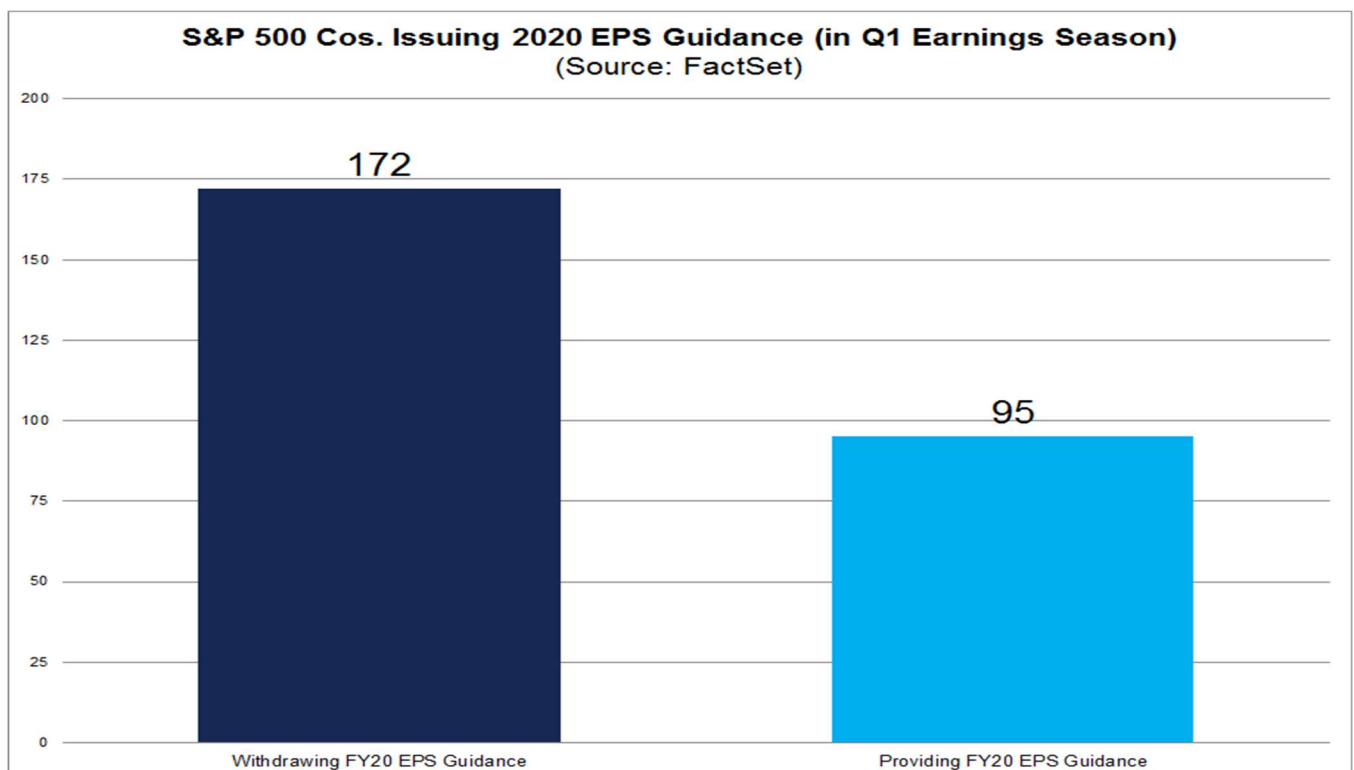
To answer these questions, FactSet searched for comments on annual EPS guidance in the Q1 earnings releases, presentations, and conference call transcripts of the 474 S&P 500 companies that had reported actual results for the first quarter through May 21. Of these 474 companies, 267 (56%) commented on EPS guidance for the current year.

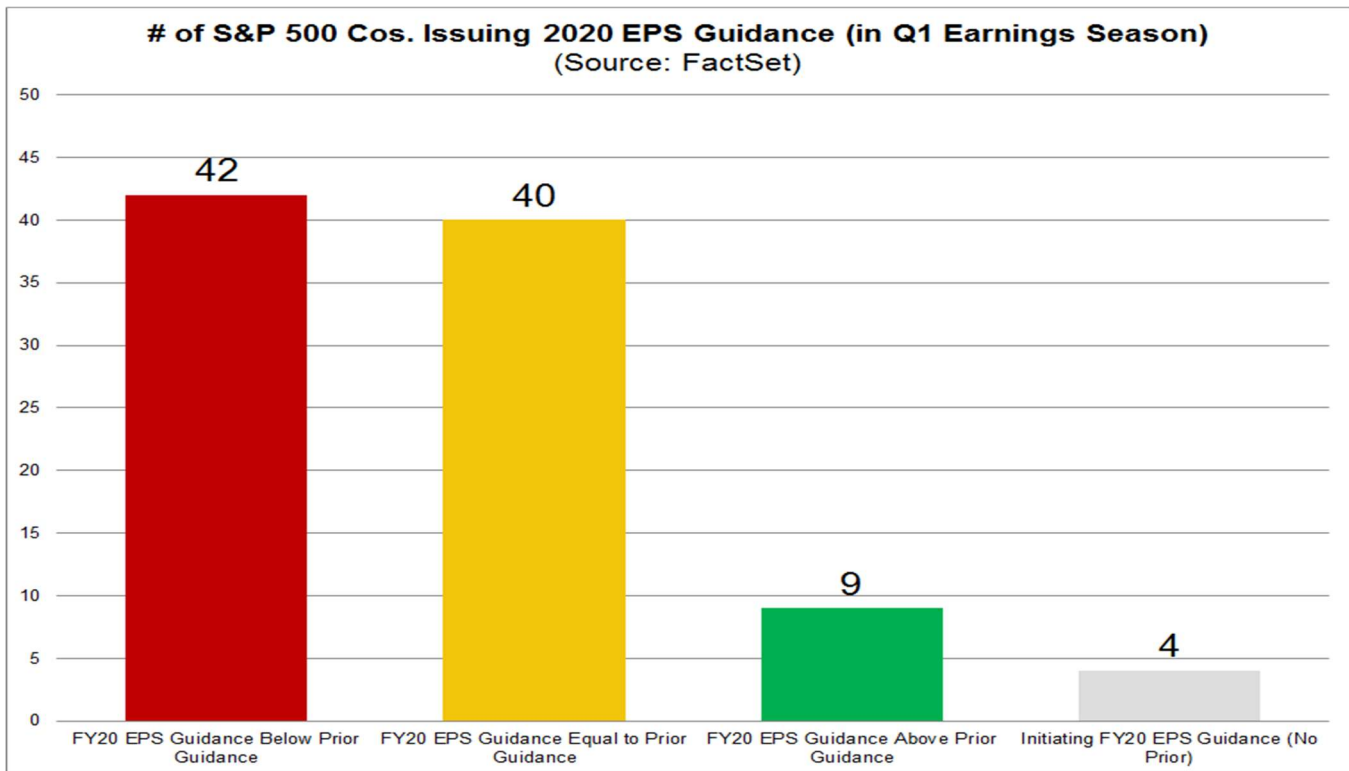
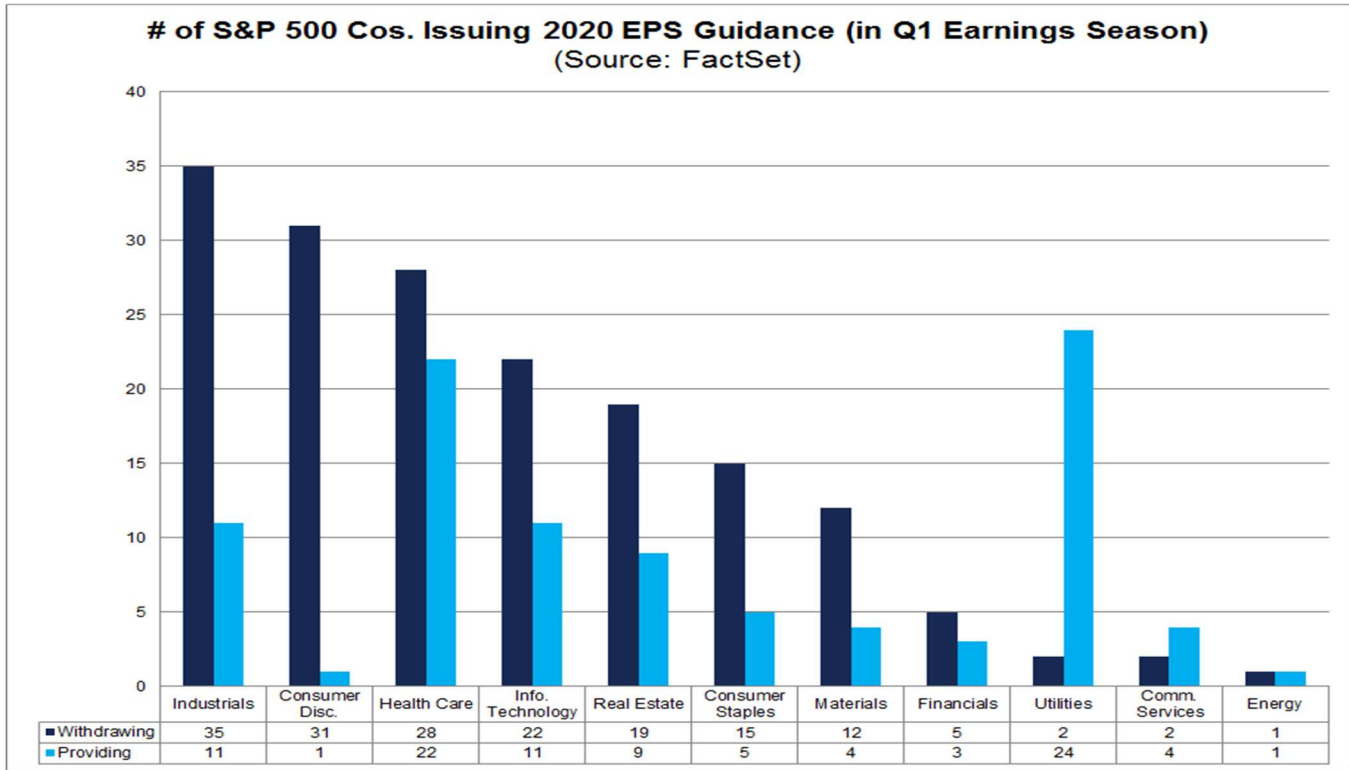
Of these 267 companies, 172 (64%) stated that they were withdrawing or had already withdrawn previous EPS guidance for FY 2020. Nearly all 172 companies cited the uncertainty of the future impacts of COVID-19 as the reason for withdrawing EPS guidance for the full year. At the sector level, the Industrials (35), Consumer Discretionary (31), and Health Care (28) sectors had the highest number of companies withdrawing EPS guidance for the year.

On the other hand, 95 S&P 500 companies provided EPS guidance for FY 2020. Of these 95 companies, 42 provided annual EPS guidance that was lower than the previous guidance issued by the company, 40 maintained previous (annual) EPS guidance, 9 provided annual EPS guidance that was higher than the previous guidance issued by the company, and 4 initiated new EPS guidance (no prior guidance). At the sector level, the Utilities (24) and Health Care (22) sectors had the highest number of companies issuing EPS guidance for the year.

The lack of guidance from such a high number S&P 500 companies adds to the uncertainty around EPS estimates for the full year. On a per-share basis, the bottom-up EPS estimate for CY 2020 is \$128.49 today, down from an estimate of \$177.81 on December 31. If \$128.49 is the final number for the year, it would be the lowest annual EPS reported by the index since CY 2016 (\$119.31).

A list of the 172 companies withdrawing 2020 EPS guidance and a list of the 95 companies providing 2020 EPS guidance during the Q1 earnings season and their comments can be found in Appendix 1 on pages 29 to 47.





Q1 Earnings Season: By The Numbers

Overview

To date, 95% of the companies in the S&P 500 have reported actual results for Q1 2020. In terms of earnings, the percentage of companies reporting actual EPS above estimates (64%) is below the 5-year average. In aggregate, companies are reporting earnings that are 1.4% above estimates, which is also below the 5-year average. In terms of sales, the percentage of companies (57%) reporting actual sales above estimates is below the 5-year average. In aggregate, companies are reporting sales that are 0.9% above estimates, which is above the 5-year average.

The blended (combines actual results for companies that have reported and estimated results for companies that have yet to report) earnings decline for the first quarter is -14.6%, which is larger than the earnings decline of -13.9% last week. Negative earnings surprises reported by companies in the Consumer Discretionary sector were mainly responsible for the increase in the overall earnings decline during the week. If -14.6% is the actual decline for the quarter, it will mark the largest year-over-year decline in earnings for the index since Q3 2009 (-15.7%). It will also mark the fourth time in the past five quarters in which the index has reported a year-over-year decline in earnings. Six sectors are reporting (or have reported) year-over-year growth in earnings, led by the Utilities and Health Care sectors. Five sectors are reporting (or have reported) a year-over-year decline in earnings: Consumer Discretionary, Financials, Energy, Industrials, and Materials.

The blended revenue growth rate for the first quarter is 0.8%, which is slightly above the revenue growth rate of 0.7% last week. Positive revenue surprises reported by companies in the Consumer Staples and Health Care sectors were mainly responsible for the small increase in the overall revenue growth rate during the week. If 0.8% is the actual growth rate for the quarter, it will mark the lowest year-over-year growth in revenue for the index since Q2 2016 (-0.2%). Six sectors are reporting (or have reported) year-over-year growth in revenues, led by the Health Care sector. Five sectors are reporting (or have reported) a year-over-year decline in revenues, led by the Materials and Energy sectors.

Looking at future quarters, analysts predict a (year-over-year) decline in earnings in the second quarter (-42.9%), third quarter (-24.8%), and fourth quarter (-12.4%) of 2020. However, they are also project a return to earnings growth in Q1 2021 (12.9%).

The forward 12-month P/E ratio is 21.0, which is above the 5-year average and above the 10-year average.

During the upcoming week, 11 S&P 500 companies are scheduled to report results for the first quarter.

Scorecard: Fewer Companies Beating EPS Estimates & Revenue Estimates Than Average

Percentage of Companies Beating EPS Estimates (64%) is Below 5-Year Average

Overall, 95% of the companies in the S&P 500 have reported earnings to date for the first quarter. Of these companies, 64% have reported actual EPS above the mean EPS estimate, 5% have reported actual EPS equal to the mean EPS estimate, and 31% have reported actual EPS below the mean EPS estimate. The percentage of companies reporting EPS above the mean EPS estimate is below the 1-year (74%) average and below the 5-year (73%) average.

If 64% is the final number for the quarter, it will mark the lowest percentage of S&P 500 companies reporting actual EPS above the mean EPS estimate since Q4 2012 (also 64%).

At the sector level, the Health Care (81%) and Materials (79%) sectors have the highest percentages of companies reporting earnings above estimates, while the Consumer Discretionary (40%), Financials (51%), Real Estate (52%), and Utilities (54%) sectors have the lowest percentages of companies reporting earnings (or FFO for Real Estate) above estimates.

Earnings Surprise Percentage (+1.4%) is Below 5-Year Average

In aggregate, companies are reporting earnings that are 1.4% above expectations. This surprise percentage is below the 1-year (+4.8%) average and below the 5-year (+4.9%) average.

The Energy sector (+130.3%) sector reported the largest positive (aggregate) difference between actual earnings and estimated earnings. Within this sector, Exxon Mobil (\$0.53 vs. \$0.01), Noble Energy (\$0.18 vs. \$0.03), ConocoPhillips (\$0.45 vs. \$0.16), and Chevron (\$1.29 vs. \$0.65) reported the largest positive EPS surprises.

The Consumer Discretionary sector (-20.7%) sector is reporting the largest negative (aggregate) difference between actual earnings and estimated earnings. Within this sector, Ross Stores (-\$0.87 vs. \$0.12), Las Vegas Sands (-\$0.02 vs. \$0.05), Marriott International (\$0.26 vs. \$0.87), and Hanesbrands (\$0.05 vs. \$0.11) have reported the largest negative EPS surprises.

The Financials sector (-20.1%) sector reported the second largest negative (aggregate) difference between actual earnings and estimated earnings. Within this sector, Capital One Financial (-\$3.02 vs. \$1.88), Comerica (-\$0.46 vs. \$0.98), Discover Financial Services (-\$0.25 vs. \$0.72), and Wells Fargo (\$0.01 vs. \$0.37) reported the largest negative EPS surprises.

Market Punishing Earnings Misses Less Than Average

To date, the market is rewarding positive earnings surprises more than average and punishing negative earnings surprises less than average.

Companies that have reported positive earnings surprises for Q1 2020 have seen an average price increase of 1.4% two days before the earnings release through two days after the earnings. This percentage increase is above the 5-year average price increase of 0.9% during this same window for companies reporting positive earnings surprises.

Companies that have reported negative earnings surprises for Q1 2020 have seen an average price decrease of 0.6% two days before the earnings release through two days after the earnings. This percentage decrease is much smaller than the 5-year average price decrease of 2.8% during this same window for companies reporting negative earnings surprises.

Percentage of Companies Beating Revenue Estimates (57%) is Below 5-Year Average

In terms of revenues, 57% of companies have reported actual sales above estimated sales and 43% have reported actual sales below estimated sales. The percentage of companies reporting sales above estimates is below the 1-year average (59%) and below the 5-year average (59%).

At the sector level, the Health Care (79%) and Information Technology (70%) sectors have the highest percentages of companies reporting revenues above estimates, while the Utilities (15%) and Energy (30%) sectors have the lowest percentages of companies reporting revenues above estimates.

Revenue Surprise Percentage (+0.9%) is Above 5-Year Average

In aggregate, companies are reporting revenues that are 0.9% above expectations. This surprise percentage is above the 1-year (+0.4%) average and above the 5-year (+0.6%) average.

At the sector level, the Health Care (+3.1%), Information Technology (+2.7%), and Real Estate (+2.6%) sectors are reporting the largest positive (aggregate) differences between actual revenue and estimated revenue, while the Utilities (-7.0%) and Financials (-1.0%) sectors reported the largest negative (aggregate) difference between actual revenue and estimated revenue.

Revisions: Increase in Blended Earnings Decline this Week Due to Consumer Discretionary

Increase in Blended Earnings Decline This Week Due To Consumer Discretionary Sector

The blended (year-over-year) earnings decline for the first quarter is -14.6%, which is larger than the earnings decline of -13.9% last week. Negative earnings surprises reported by companies in the Consumer Discretionary sector were mainly responsible for the increase in the overall earnings decline during the week.

In the Consumer Discretionary sector, the negative EPS surprises reported by TJX Companies (-\$0.74 vs. -\$0.07), Ross Stores (-\$0.87 vs. \$0.12), Royal Caribbean Cruises (-\$1.48 vs. -\$0.42), and Kohl's (-\$3.20 vs. -\$1.67) were substantial contributors to the increase in the earnings decline for the index during the week. As a result, the blended earnings decline for the Consumer Discretionary sector rose to -60.4% from -52.9% over this period.

Slight Increase in Blended Revenue Growth This Week

The blended (year-over-year) revenue growth rate for the first quarter is 0.8%, which is slightly larger than the revenue growth rate of 0.7% last week. Positive revenue surprises reported by companies in the Consumer Staples and Health Care sectors were mainly responsible for the small increase in the overall revenue growth rate during the week.

Financials and Consumer Discretionary Sectors Have Seen Largest Decreases in Earnings since March 31

The blended (year-over-year) earnings decline for Q1 2020 of -14.6% is larger than the estimate of -6.9% at the end of the first quarter (March 31). Seven sectors have recorded an improvement in earnings growth since the end of the quarter due to upward revisions to earnings estimates and positive earnings surprises, led by the Energy (to -27.9% from -40.3%) sector. Four sectors have recorded a decrease in earnings growth during this time due to downward revisions to earnings estimates and negative earnings surprises, led by the Financials (to -43.6% from -8.8%) and Consumer Discretionary (to -60.4% from -29.1%) sectors.

Utilities Sector Has Seen Largest Decrease in Revenues since March 31

The blended (year-over-year) revenue growth rate for Q1 2020 of 0.8% is smaller than the estimate of 1.7% at the end of the first quarter (March 31). Four sectors have recorded an improvement in revenue growth due to upward revisions to revenue estimates and positive revenue surprises, led by the Health Care (to 10.1% from 7.3%) and Consumer Staples (to 5.7% from 3.1%) sectors. Seven sectors have recorded a decrease in revenue growth during this time due to downward revisions to revenue estimates and negative revenue surprises, led by the Utilities (to -5.2% from 4.7%) sector.

Earnings Decline: -14.6%

The blended (year-over-year) earnings decline for Q1 2020 is -14.6%, which is below the 5-year average earnings growth rate of 6.3%. If -14.6% is the actual decline for the quarter, it will mark the largest year-over-year decline in earnings for the index since Q3 2009 (-15.7%). It will also mark the fourth time in the past five quarters in which the index has reported a year-over-year decline in earnings.

S&P 500 companies with more international revenue exposure are reporting a smaller decline in earnings relative to S&P 500 companies with less international revenue exposure. For S&P 500 companies that generate more than 50% of revenue outside the U.S., the blended earnings decline is -2.8%. For S&P 500 companies that generate more than 50% of revenue inside the U.S., the blended earnings decline is -20.9%.

Six sectors are reporting (or have reported) year-over-year growth in earnings, led by the Utilities and Health Care sectors. Five sectors are reporting (or have reported) a year-over-year decline in earnings: Consumer Discretionary, Financials, Energy, Industrials, and Materials.

Utilities: 3 of 5 Industries Reported Year-Over-Year Growth of 10% or More

The Utilities sector reported the highest (year-over-year) earnings growth of all eleven sectors at 6.5%. At the industry level, all five industries in this sector reported growth in earnings. Three of these five industries reported double-digit growth: Gas Utilities (12%), Multi-Utilities (10%), and Water Utilities (10%).

Health Care: Pharmaceuticals Industry Leads Year-Over-Year Growth

The Health Care sector is reporting the second highest (year-over-year) earnings growth of all eleven sectors at 5.8%. At the industry level, four of the six industries in this sector are reporting growth in earnings: Pharmaceuticals (17%), Health Care Technology (9%), Biotechnology (6%), and Health Care Providers & Services (4%). On the other hand, the other two industries in the sector are reporting a decline in earnings: Health Care Equipment & Supplies (-16%) and Life Sciences Tools & Services (-1%).

Consumer Discretionary: 8 of 11 Industries Reporting Year-Over-Year Decline of 30% or More

The Consumer Discretionary sector is reporting the largest (year-over-year) earnings decline of all eleven sectors at -60.4%. At the industry level, nine of the eleven industries in this sector are reporting a decline in earnings. Eight of these nine industries are reporting a decline of 30% or more: Multiline Retail (-117%), Automobiles (-98%), Hotels, Restaurants, & Leisure (-76%), Textiles, Apparel, & Luxury Goods (-73%), Specialty Retail (-52%), Internet & Direct Marketing Retail (-36%), Diversified Consumer Services (-33%), and Auto Components (-30%).

Financials: 4 of 5 Industries Reported Year-Over-Year Decline of More Than 10%

The Financials sector reported the second largest (year-over-year) earnings decline of all eleven sectors at -43.6%. At the industry level, four of the five industries in this sector reported a decline in earnings: Consumer Finance (-120%), Banks (-63%), Insurance (-13%), and Capital Markets (-11%). On the other hand, the Diversified Financial Services (7%) industry is the only industry that reported growth in the sector.

Energy: 3 of 6 Sub-Industries Reported Year-Over-Year Decline of More Than 20%

The Energy sector reported the third largest (year-over-year) decline in earnings of all eleven sectors at -27.9%. Lower oil prices contributed to the earnings decline for this sector, as the average price of oil in Q1 2020 (\$45.78) was 17% below the average price in Q1 2019 (\$54.90). At the sub-industry level, three of the six sub-industries in the sector reported a decline in earnings for the quarter of more than 20%: Oil & Gas Drilling (-102%), Oil & Gas Exploration & Production (-63%), and Integrated Oil & Gas (-23%). On the other hand, the other three sub-industries in the sector reported growth in earnings for the quarter: Oil & Gas Refining & Marketing (59%), Oil & Gas Storage & Transportation (10%), and Oil & Gas Equipment & Services (6%).

Industrials: Boeing and Airlines Industry Lead Year-Over-Year Decline

The Industrials sector is reporting the fourth largest (year-over-year) earnings decline of all eleven sectors at -26.2%. At the industry level, nine of the twelve industries in this sector are reporting a decline in earnings. Five of these nine industries are reporting a double-digit decline: Airlines (-248%), Air Freight & Logistics (-33%), Machinery (-30%), Construction & Engineering (-19%), and Industrial Conglomerates (-16%).

At the company level, Boeing and the five companies in the Airlines industry are the largest contributors to the year-over-year decline in earnings for the sector. Boeing reported actual EPS of -\$1.70 for Q1 2020, compared to year-ago EPS of \$3.16. If these six companies were excluded, the blended earnings decline for the sector would improve to -4.8% from -26.2%.

Materials: All 4 Industries Reported Year-Over-Year Decline of 15% or More

The Materials sector reported the fifth largest (year-over-year) earnings decline of all eleven sectors at -20.6%. At the industry level, all four industries in this sector reported a double-digit decline in earnings: Metals & Mining (-46%), Containers & Packaging (-20%), Chemicals (-18%), and Construction Materials (-15%).

Revenue Growth: 0.8%

The blended (year-over-year) revenue growth rate for Q1 2020 is 0.8%, which is below the 5-year average revenue growth rate of 3.5%. If 0.8% is the actual growth rate for the quarter, it will mark the lowest year-over-year growth in revenue for the index since Q2 2016 (-0.2%).

S&P 500 companies with more international revenue exposure are reporting a decline in revenues relative to S&P 500 companies with less international revenue exposure. For S&P 500 companies that generate more than 50% of revenue outside the U.S., the blended revenue decline is -2.7%. For S&P 500 companies that generate more than 50% of revenue inside the U.S., the blended revenue growth rate is 2.1%.

Six sectors are reporting (or have reported) year-over-year growth in revenues, led by the Health Care sector. Five sectors are reporting (or have reported) a year-over-year decline in revenues, led by the Materials and Energy sectors.

Health Care: 5 of 6 Industries Reporting Year-Over-Year Growth

The Health Care sector is reporting the highest (year-over-year) revenue growth of all eleven sectors at 10.1%. At the industry level, five of the six industries in this sector are reporting year-over-year growth in revenues, led by the Health Care Providers & Services (12%), Pharmaceuticals (11%), and Biotechnology (11%) industries.

Materials: DuPont Led Decline on Hard Comparison to Year-Ago Pre-Split Revenues

The Materials sector reported the largest (year-over-year) decline in revenue of all eleven sectors at -16.1%. At the industry level, two of the four industries in this sector reported a decline in revenue for the quarter: Chemicals (-23%) and Metals & Mining (-6%).

At the company level, DuPont was the largest contributor to the (year-over-year) decline in revenue for the sector. However, the revenue decline was boosted by an apples-to-oranges comparison of post-split revenues to pre-split revenues. The actual revenue reported by DuPont for Q1 2020 (\$5.22 billion) reflected the standalone revenue for DuPont, while the actual revenue for Q1 2019 (\$19.65 billion) reflected the combined revenue for DowDuPont (DuPont, Dow, and Corteva). This apples-to-oranges comparison was the main reason DuPont was the largest contributor to the revenue decline for the sector. If this company were excluded, the estimated revenue decline for the sector would improve to -3.1% from -16.1%.

Energy: 4 of 6 Sub-Industries Reported Year-Over-Year Decline of More Than 10%

The Energy sector reported the second largest (year-over-year) decline in revenue of all eleven sectors at -12.0%. Lower oil prices contributed to the revenue decline for this sector, as the average price of oil in Q1 2020 (\$45.78) was 17% below the average price in Q1 2019 (\$54.90). At the sub-industry level, all six sub-industries in the sector reported a year-over-year decline in revenue. Four sub-industries reported a double-digit decline: Oil & Gas Exploration & Production (-34%), Oil & Gas Storage & Transportation (-12%), Oil & Gas Drilling (-12%), and Oil & Gas Refining & Marketing (-12%).

Looking Ahead: Forward Estimates and Valuation

Guidance: Fewer S&P 500 Companies Issuing Q2 2020 and FY 2020 EPS Guidance

The term “guidance” (or “preannouncement”) is defined as a projection or estimate for EPS provided by a company in advance of the company reporting actual results. Guidance is classified as negative if the estimate (or mid-point of a range estimates) provided by a company is lower than the mean EPS estimate the day before the guidance was issued. Guidance is classified as positive if the estimate (or mid-point of a range of estimates) provided by the company is higher than the mean EPS estimate the day before the guidance was issued.

At this point in time, 37 companies in the index have issued EPS guidance for Q2 2020. Of these 37 companies, 19 have issued negative EPS guidance and 18 have issued positive EPS guidance. The percentage of companies issuing negative EPS guidance is 51% (19 out of 37), which is below the 5-year average of 70%. However, the total number of companies issuing EPS guidance to date for Q2 2020 of 37 is well below the 5-year average for a quarter (107).

Through May 21, 172 S&P 500 companies had withdrawn or confirmed a previous withdrawal of annual EPS guidance for FY 2020. A list of these companies can be found in Appendix 1 on pages 29 through 39.

Earnings: Analysts Expect Earnings Decline of -20.8% for CY 2020

For the first quarter, S&P 500 companies are reporting a decline in earnings of -14.6% and growth in revenues of 0.8%. Analysts expect an earnings decline of -20.8% and a revenue decline of -3.9% for CY 2020

For Q2 2020, analysts are projecting an earnings decline of -42.9% and a revenue decline of -11.5%.

For Q3 2020, analysts are projecting an earnings decline of -24.8% and a revenue decline of -5.7%.

For Q4 2020, analysts are projecting an earnings decline of -12.4% and a revenue decline of -1.4%.

For CY 2020, analysts are projecting an earnings decline of -20.8% and a revenue decline of -3.9%.

For CY 2021, analysts are projecting earnings growth of 27.8% and revenue growth of 8.6%.

Valuation: Forward P/E Ratio is 21.0, Above the 10-Year Average (15.1)

The forward 12-month P/E ratio is 21.0. This P/E ratio is above the 5-year average of 16.8 and above the 10-year average of 15.1. It is also above the forward 12-month P/E ratio of 15.6 recorded at the end of the first quarter (March 31). Since the end of the first quarter (March 31), the price of the index has increased by 14.1%, while the forward 12-month EPS estimate has decreased by 14.4%.

At the sector level, the Consumer Discretionary (42.1) sector has the highest forward 12-month P/E ratio, while the Financials (14.1) sector has the lowest forward 12-month P/E ratio.

Targets & Ratings: Analysts Project 9% Increase in Price Over Next 12 Months

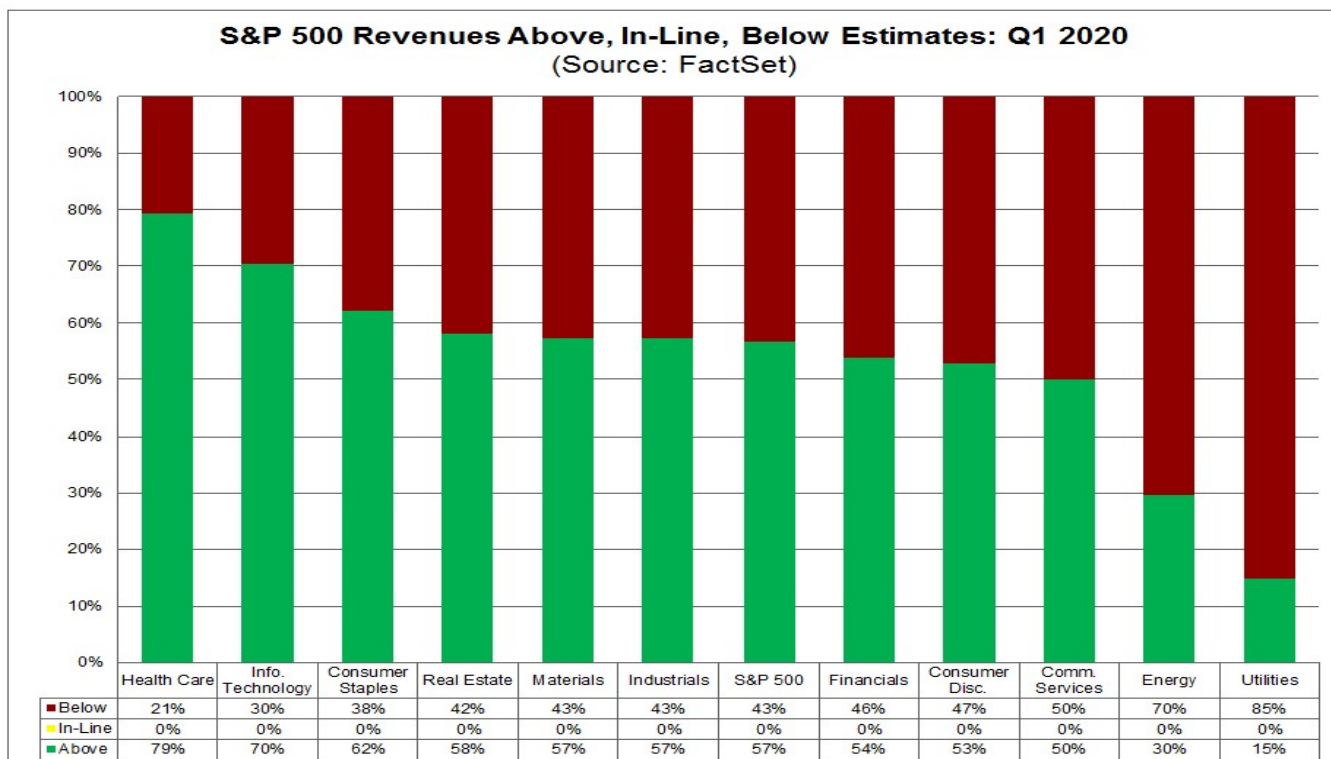
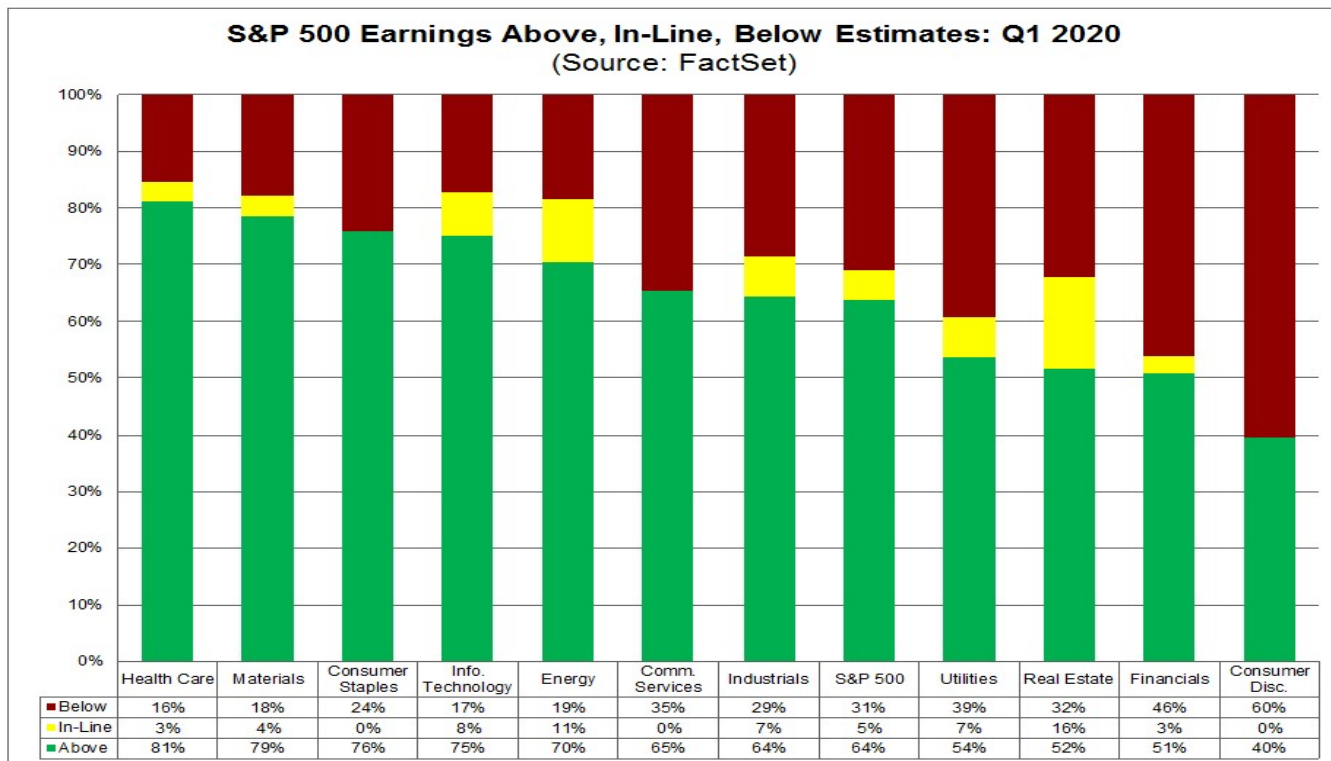
The bottom-up target price for the S&P 500 is 3224.59, which is 9.4% above the closing price of 2948.51. At the sector level, the Real Estate (+14.7%) and Financials (+14.7%) sectors are expected to see the largest price increases, as these sectors have the largest upside differences between the bottom-up target price and the closing price. On the other hand, the Information Technology (+5.3%) and Energy (+5.7%) sectors are expected to see the smallest price increases, as these sectors have the smallest upside differences between the bottom-up target price and the closing price.

Overall, there are 10,295 ratings on stocks in the S&P 500. Of these 10,295 ratings, 52.4% are Buy ratings, 41.5% are Hold ratings, and 6.1% are Sell ratings. At the sector level, the Energy (62%) sector has the highest percentage of Buy ratings, while the Consumer Staples (43%) sector has the lowest percentage of Buy ratings.

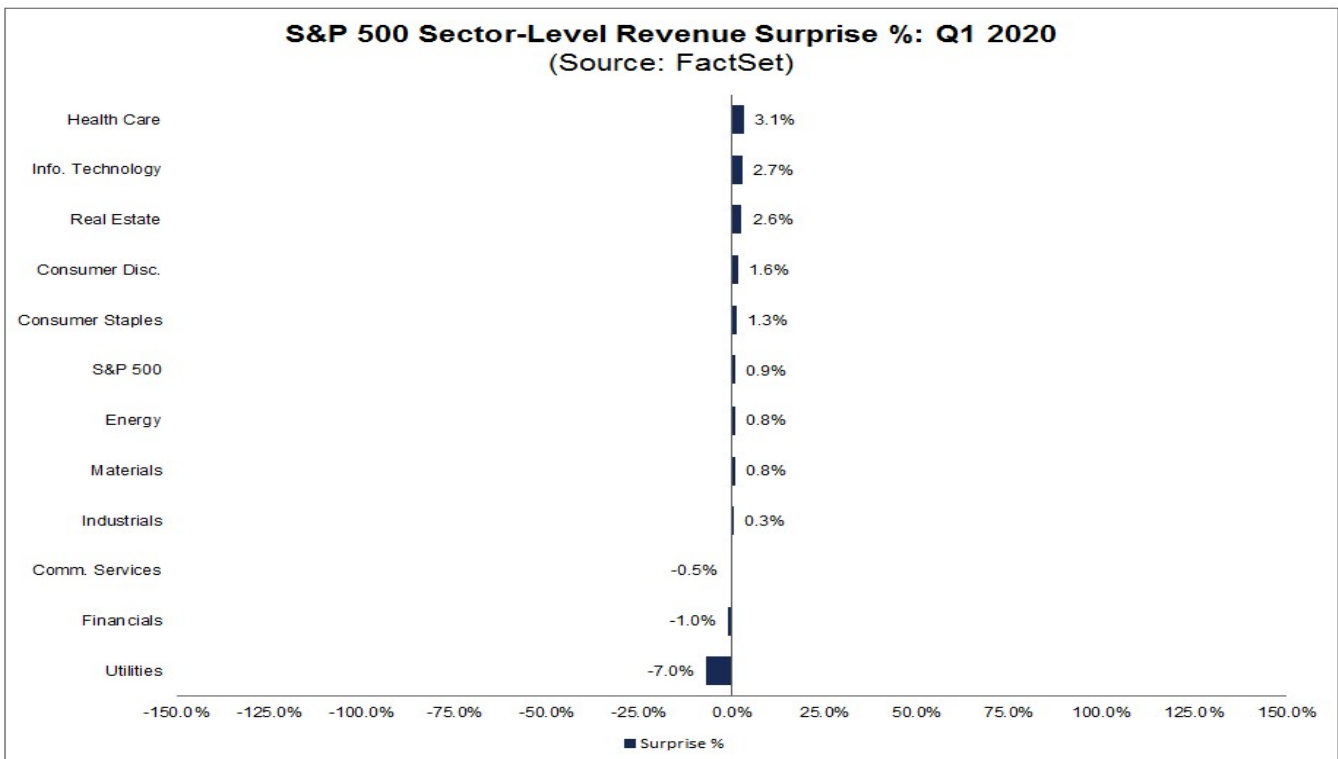
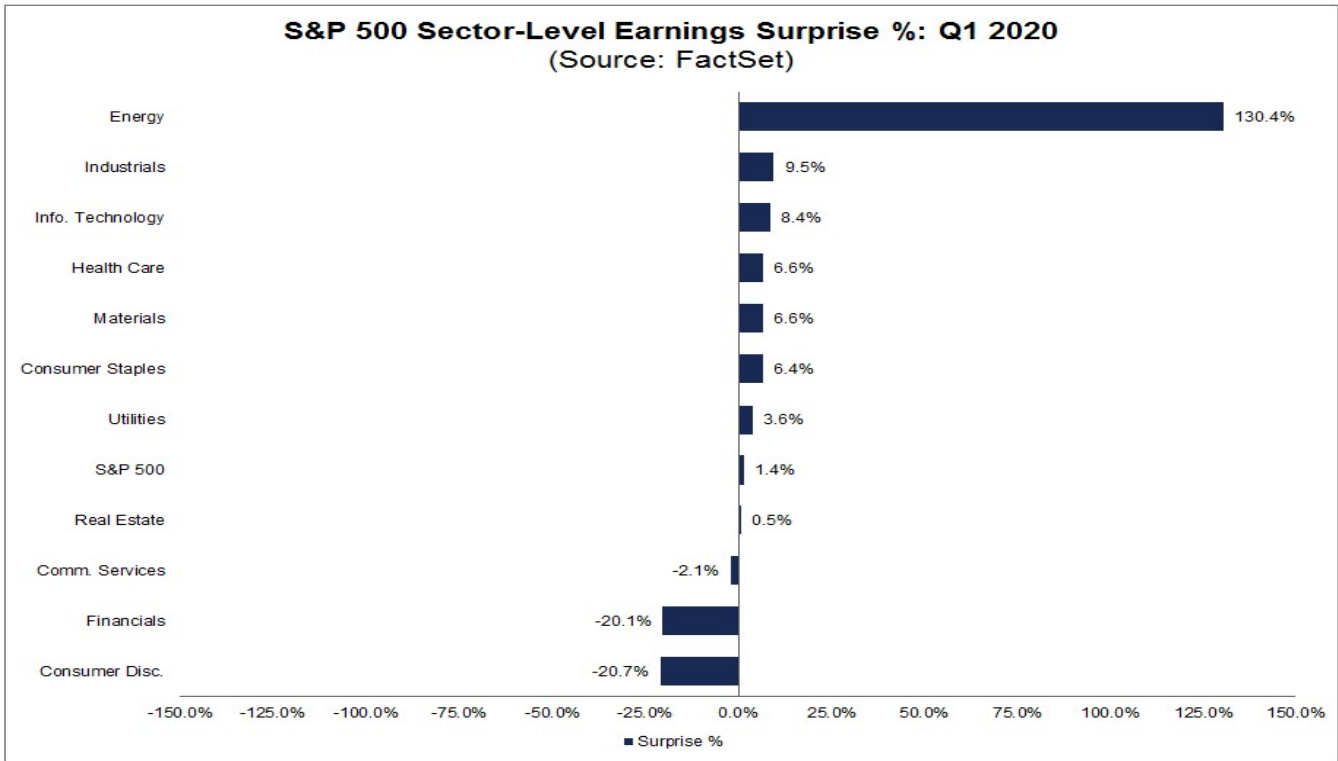
Companies Reporting Next Week: 11

During the upcoming week, 11 S&P 500 companies are scheduled to report results for the first quarter.

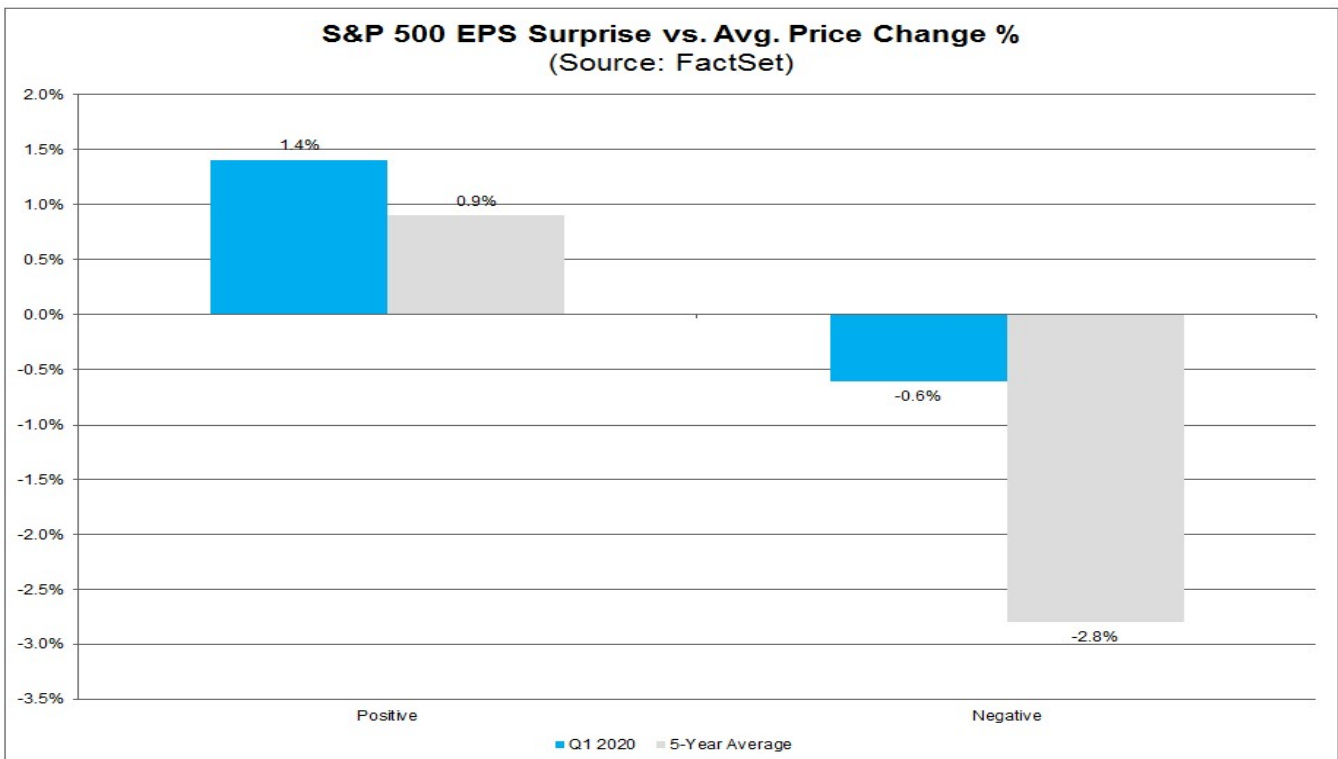
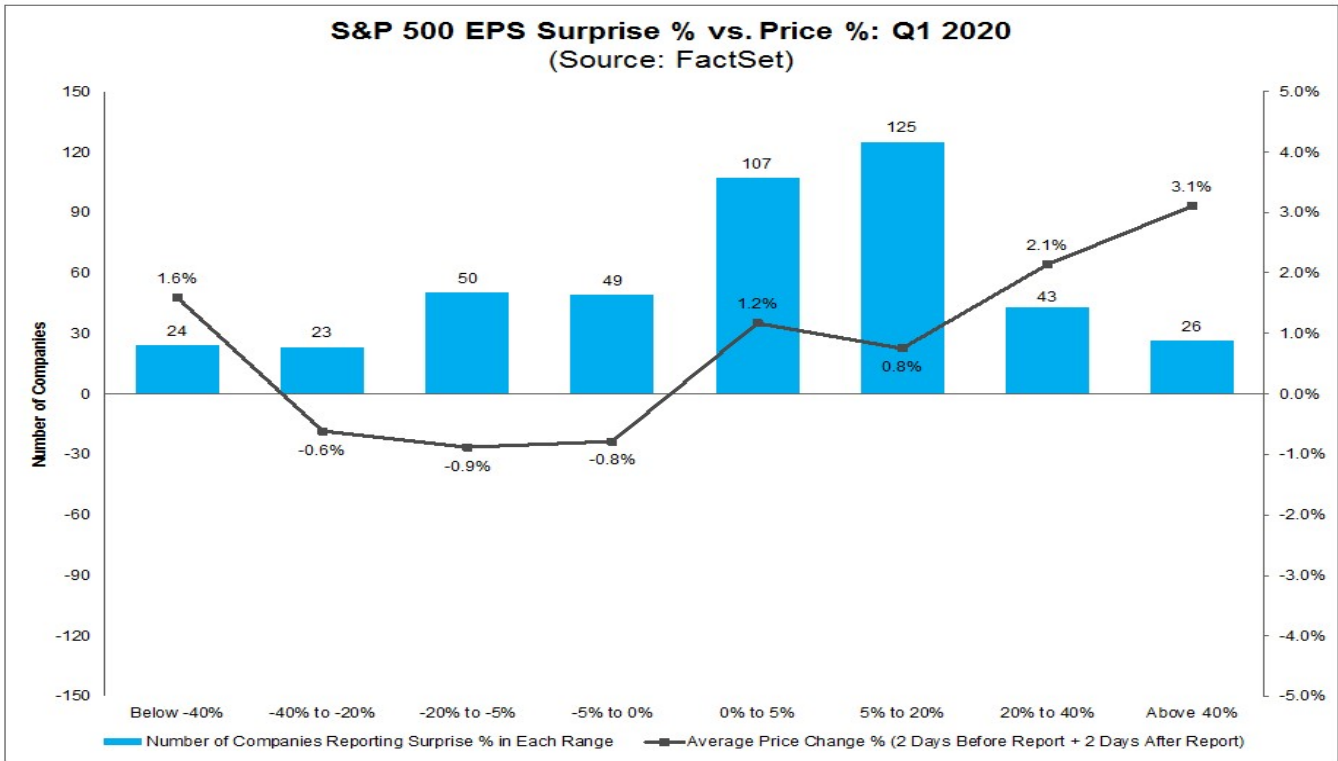
Q1 2020: Scorecard



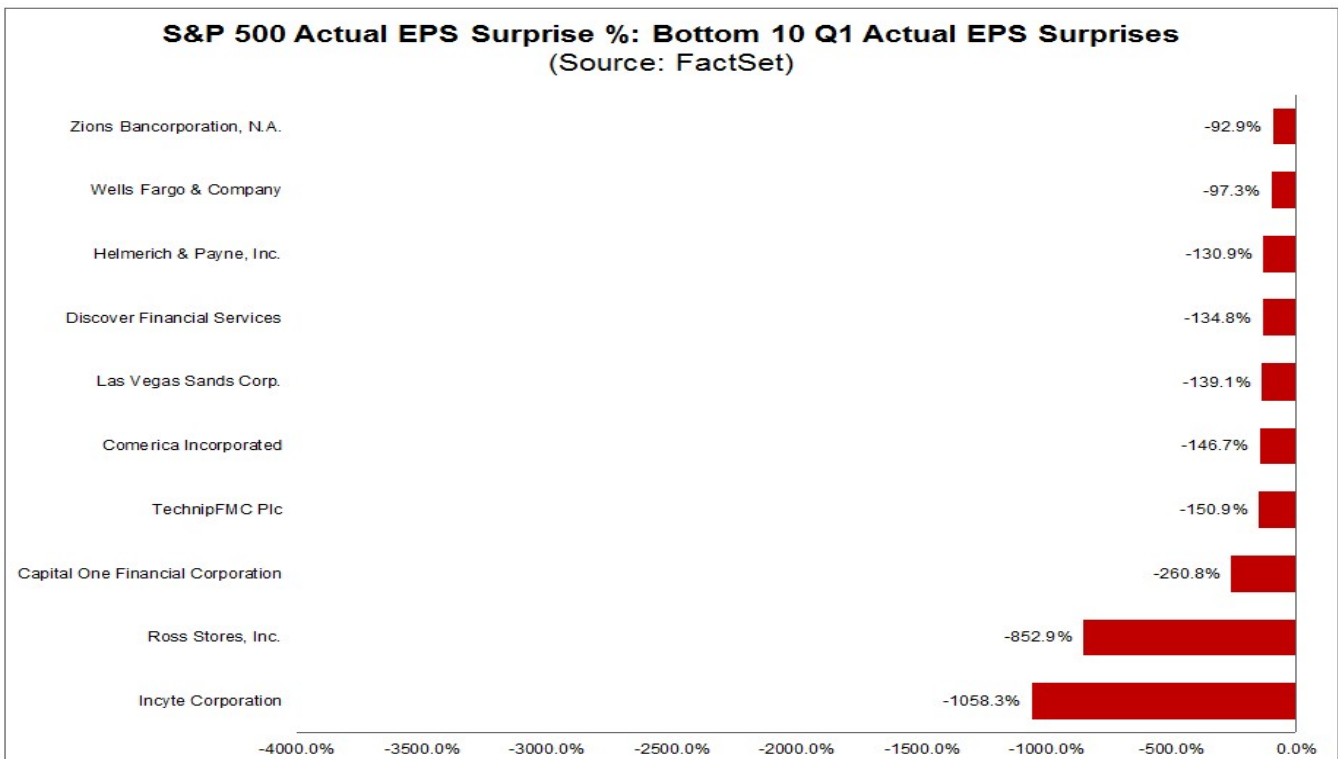
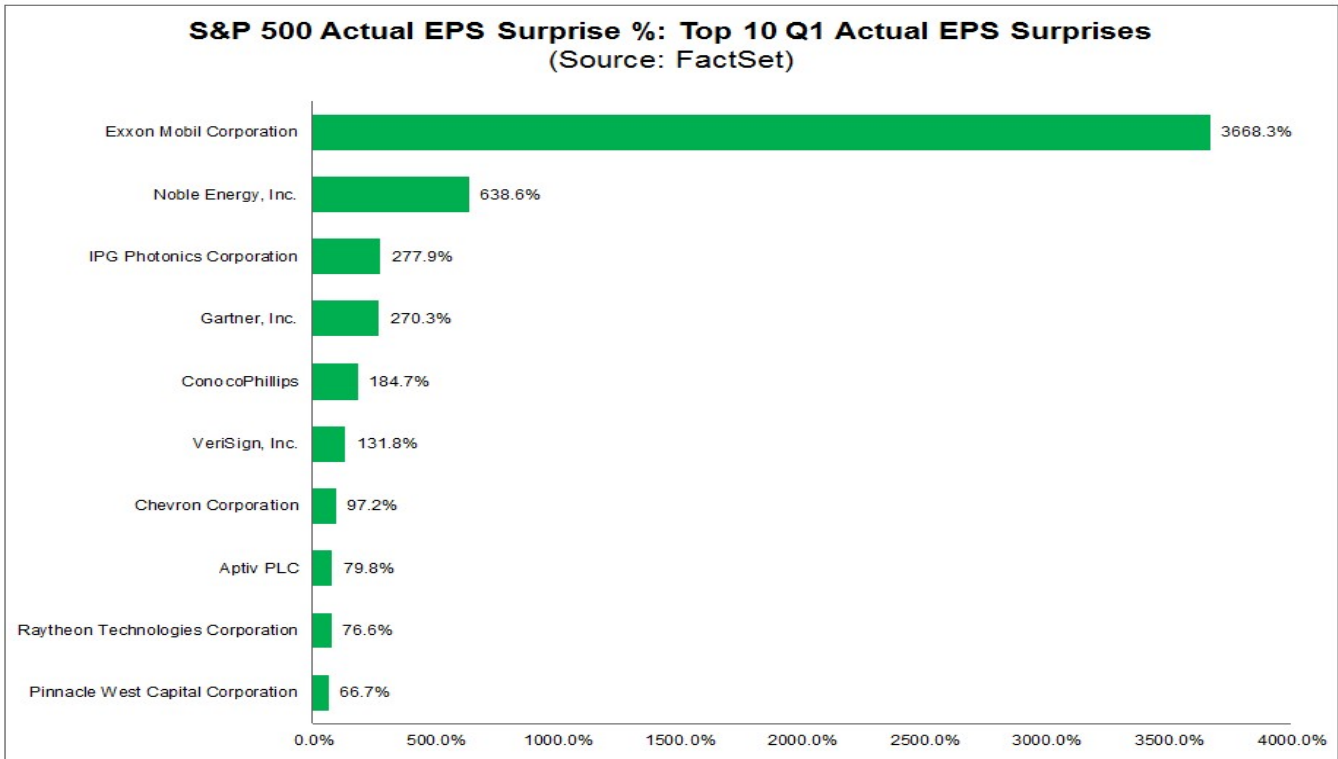
Q1 2020: Scorecard



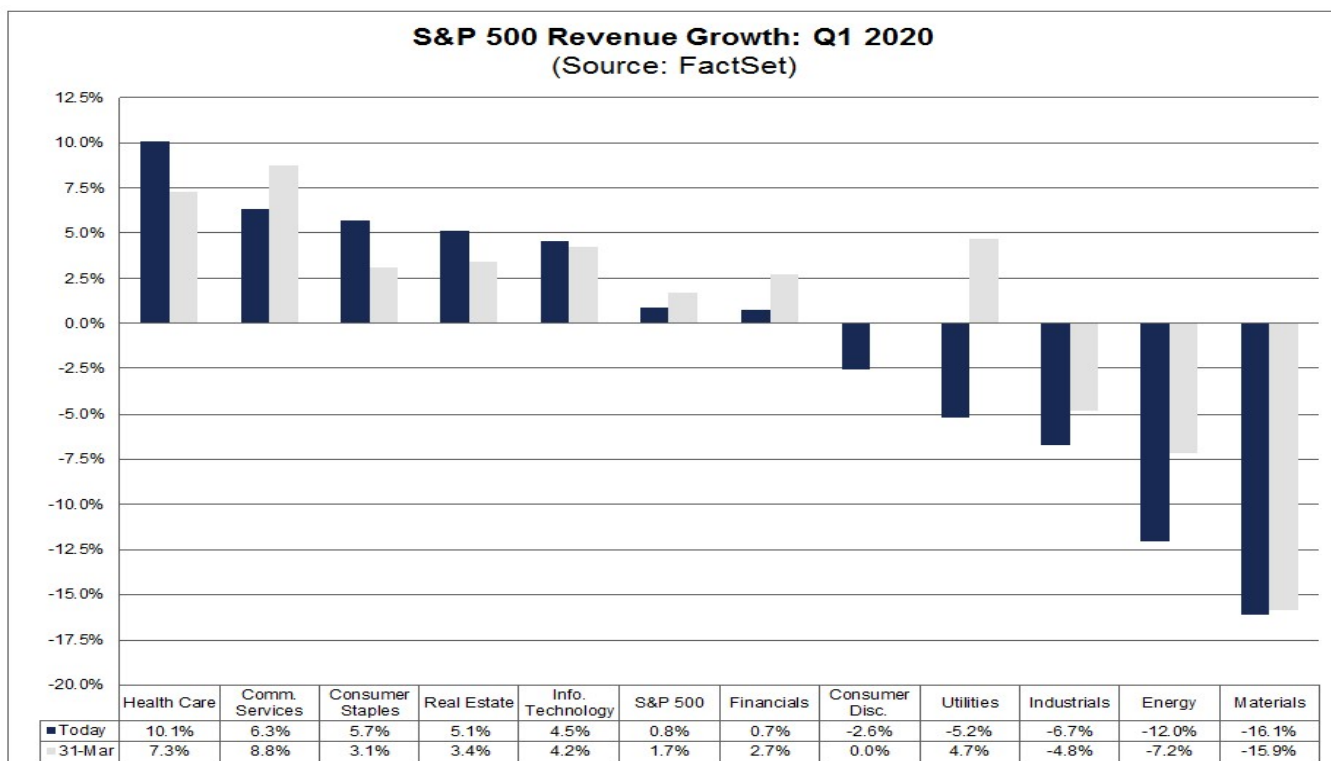
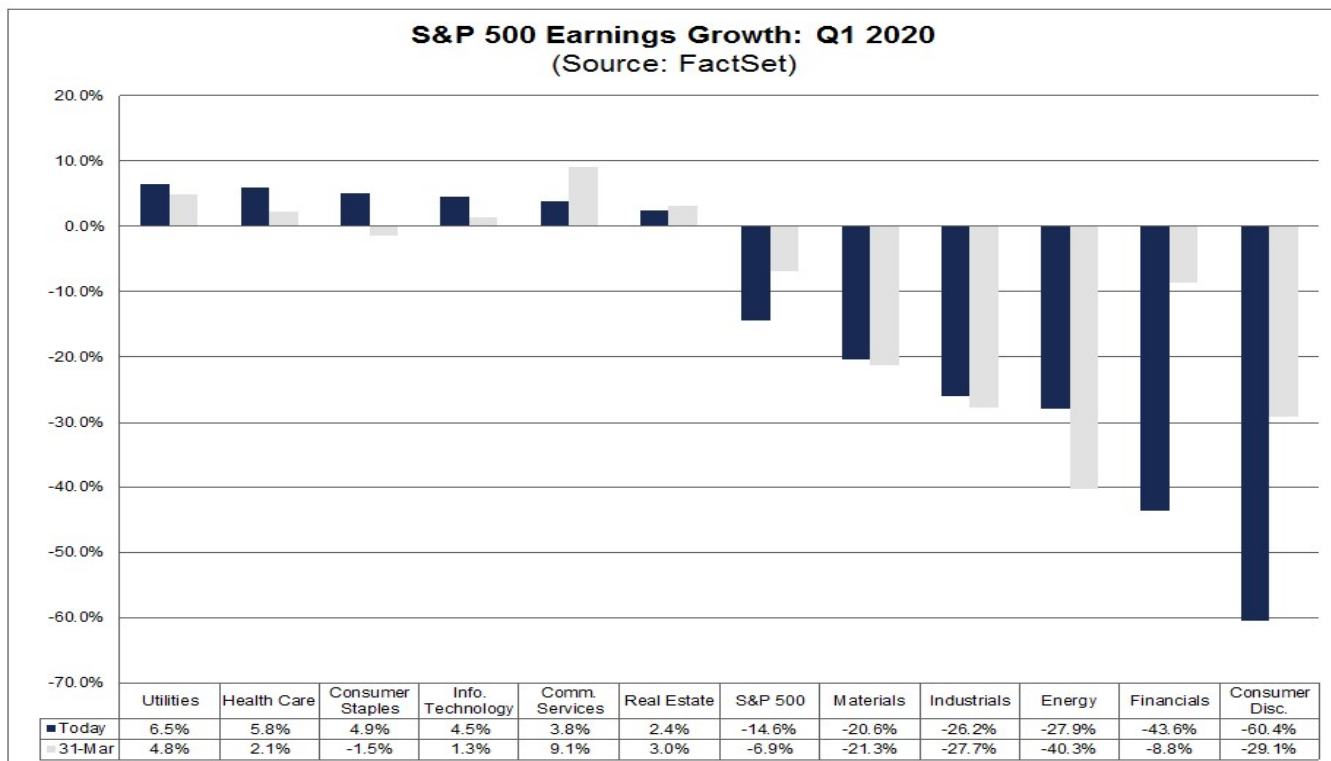
Q1 2020: Scorecard



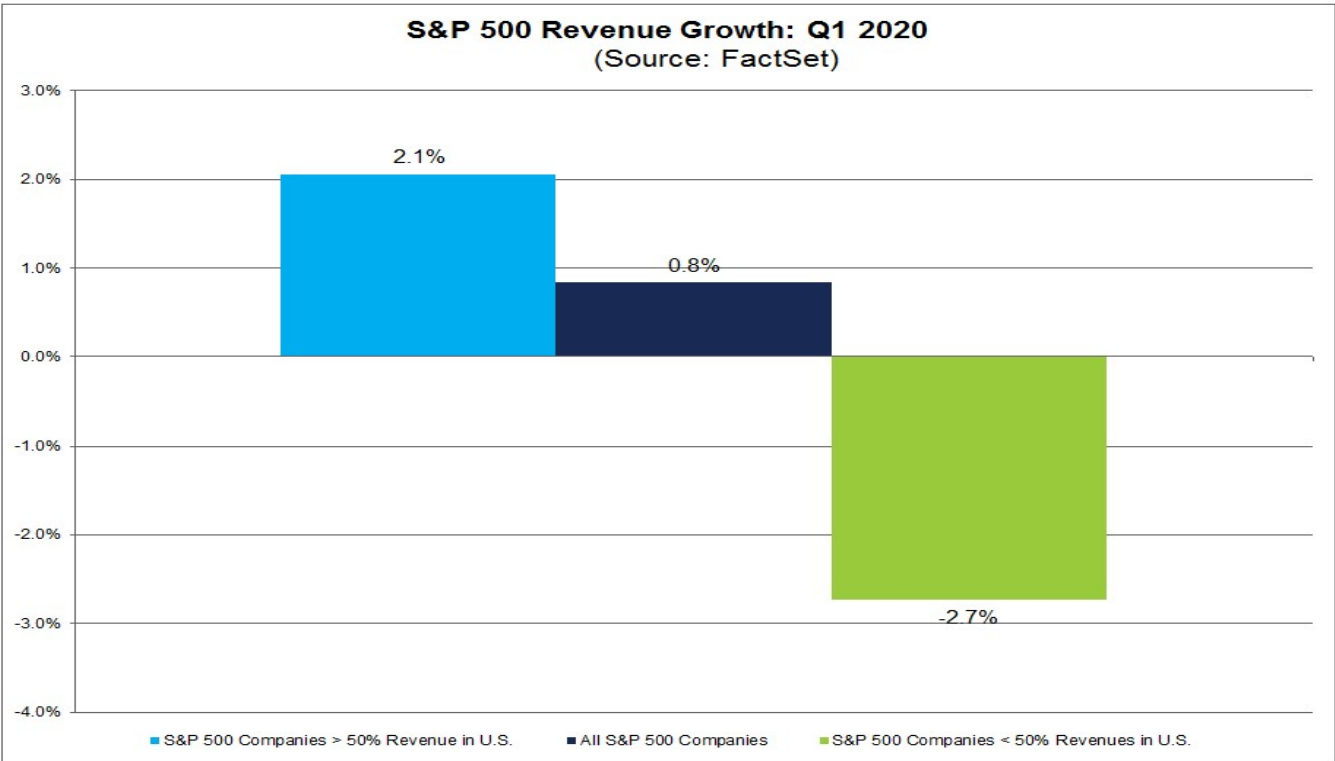
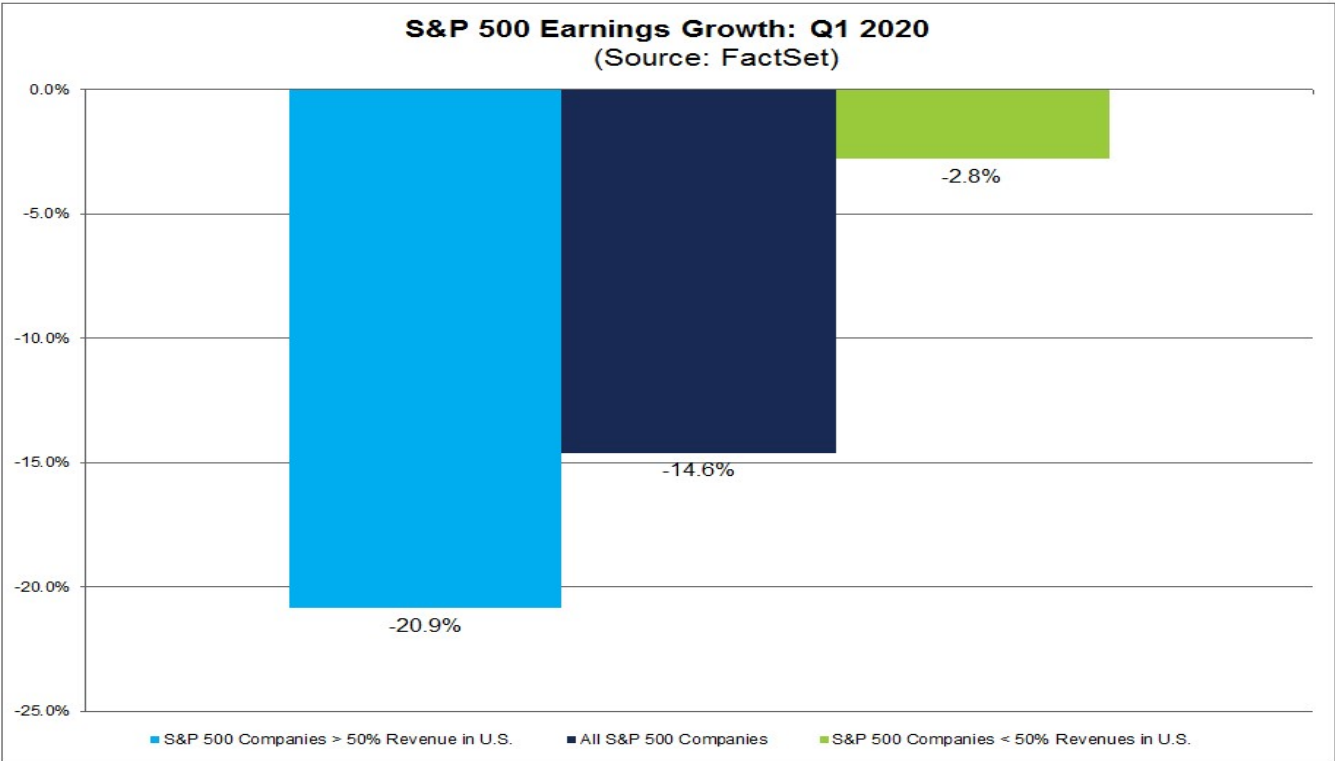
Q1 2020: Scorecard



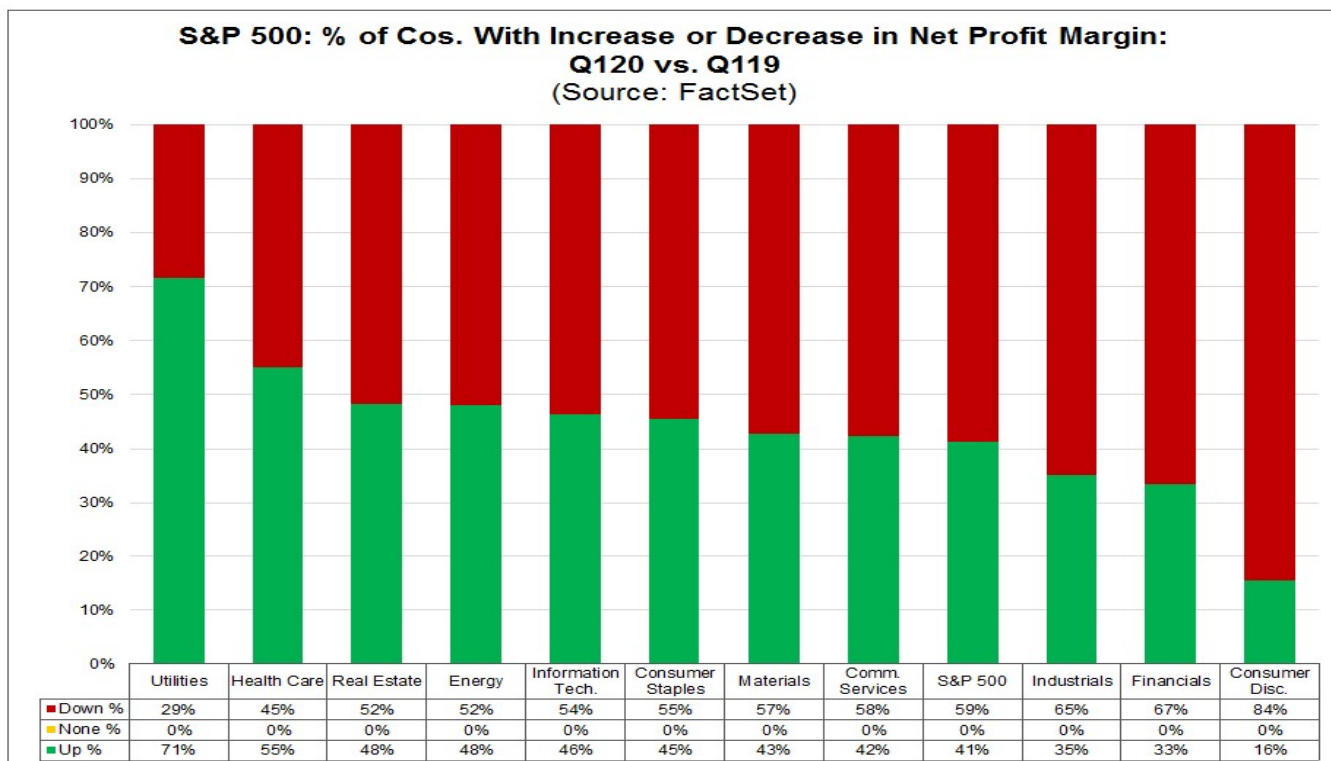
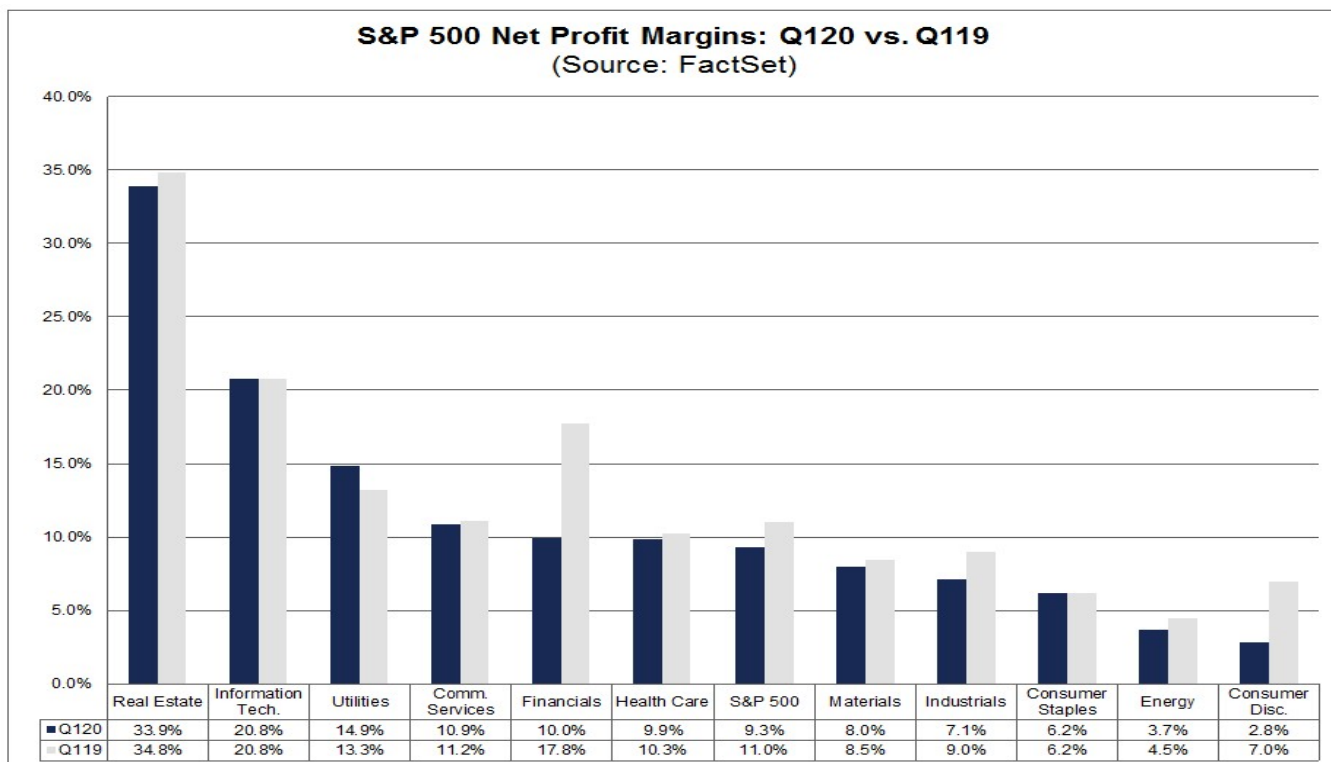
Q1 2020: Growth



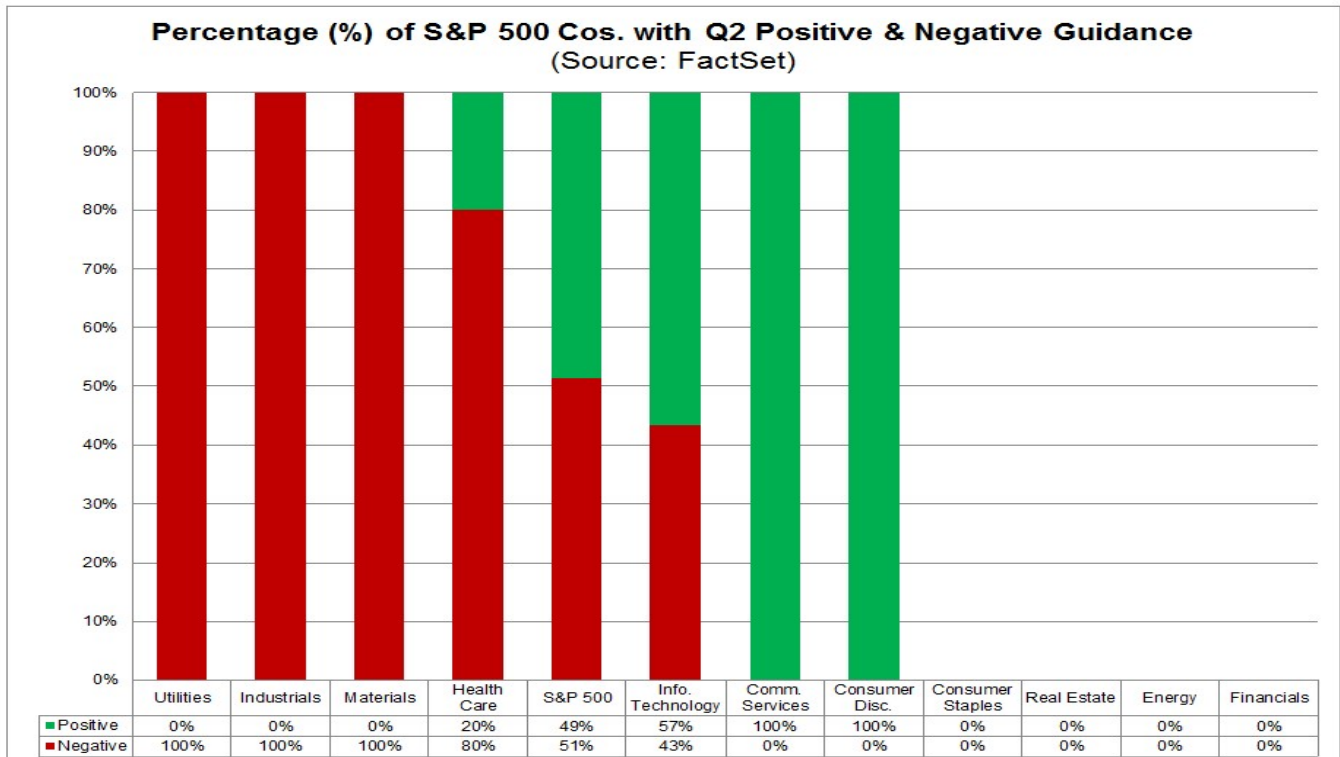
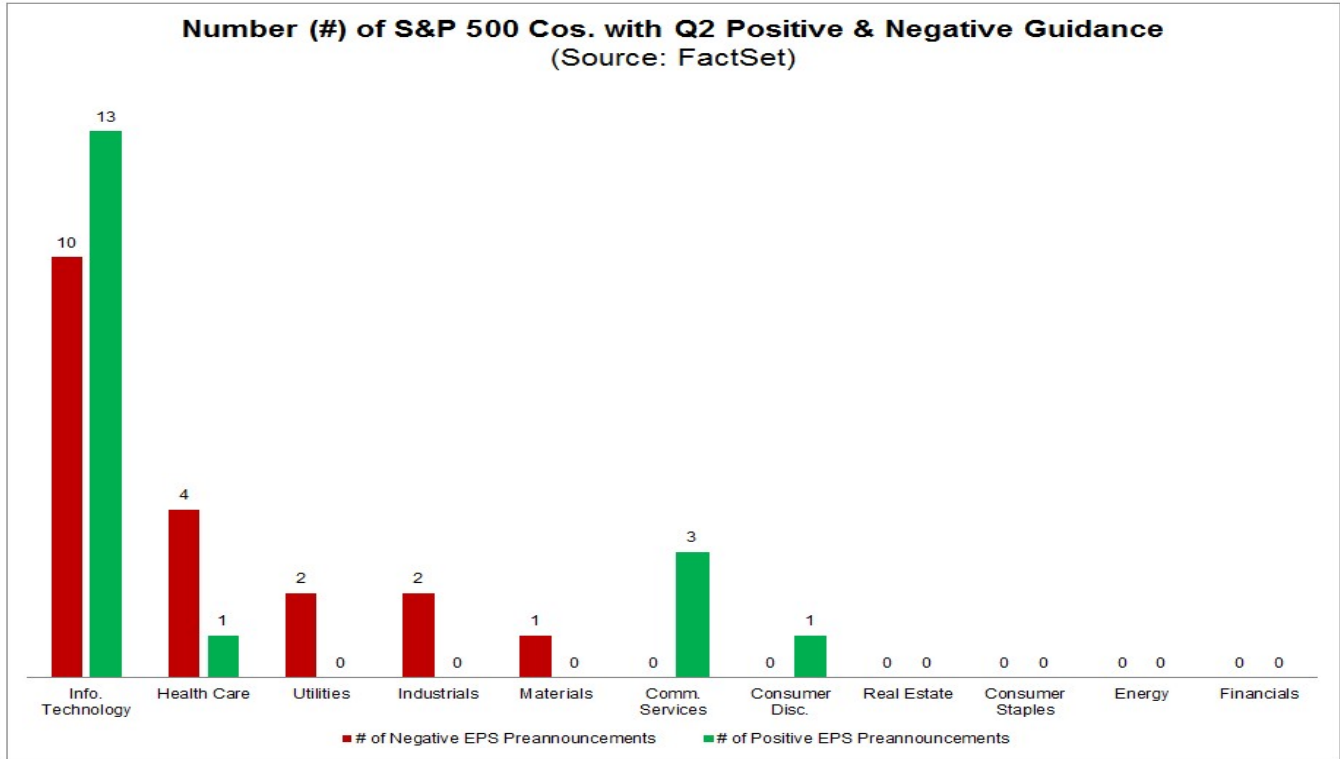
Q1 2020: Growth



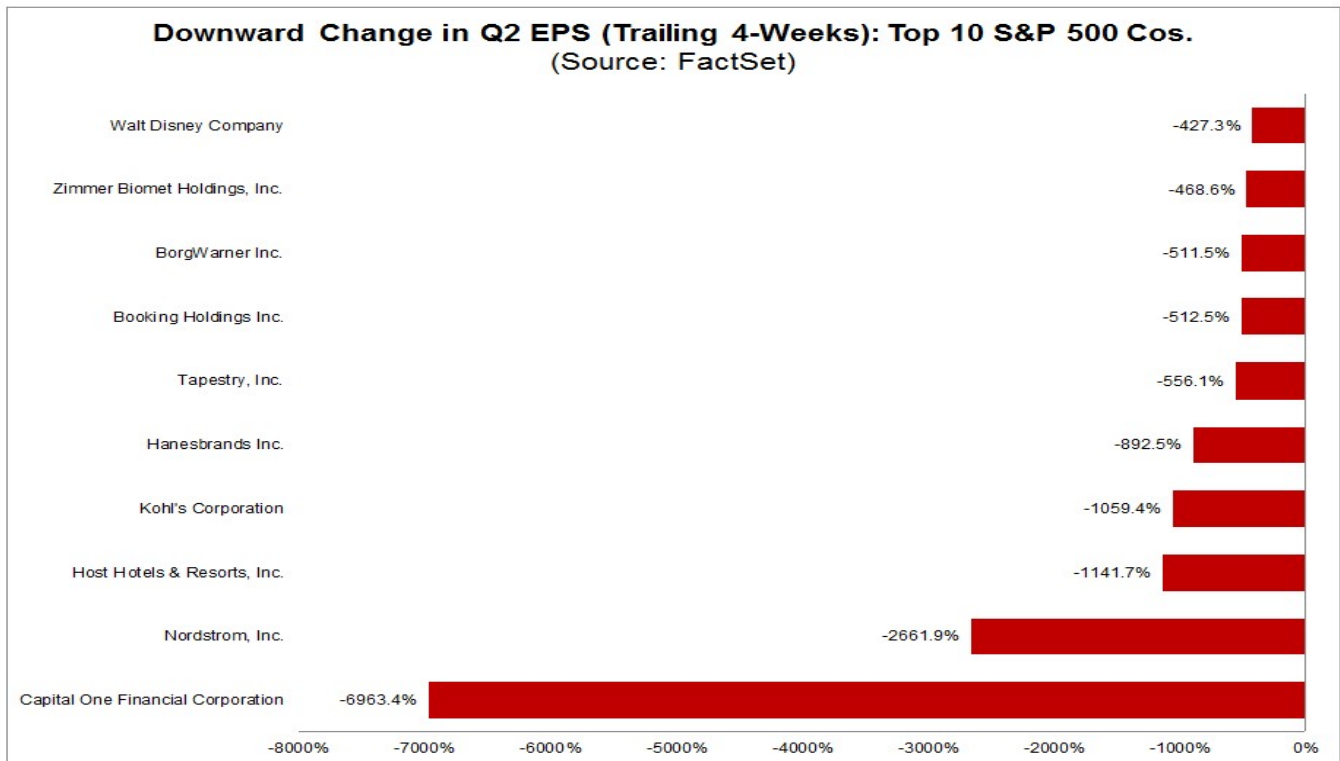
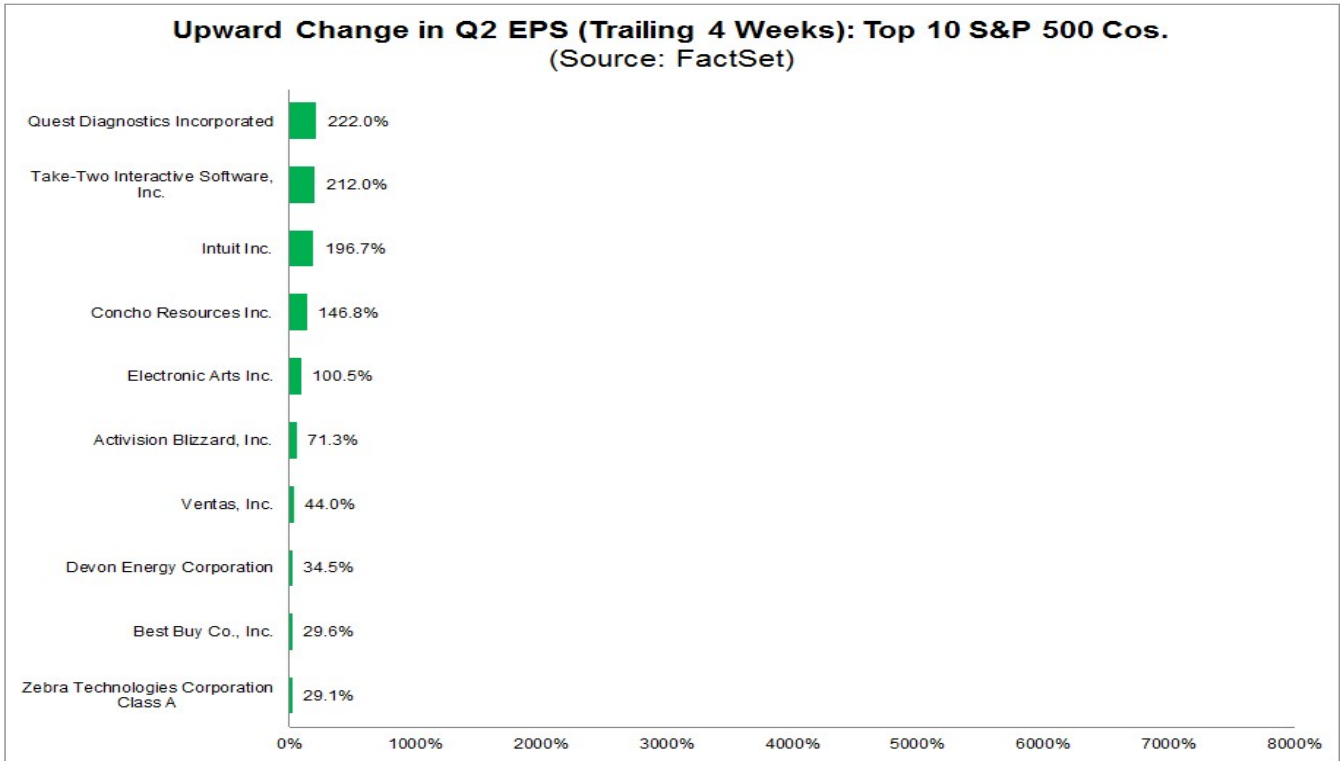
Q1 2020: Net Profit Margin



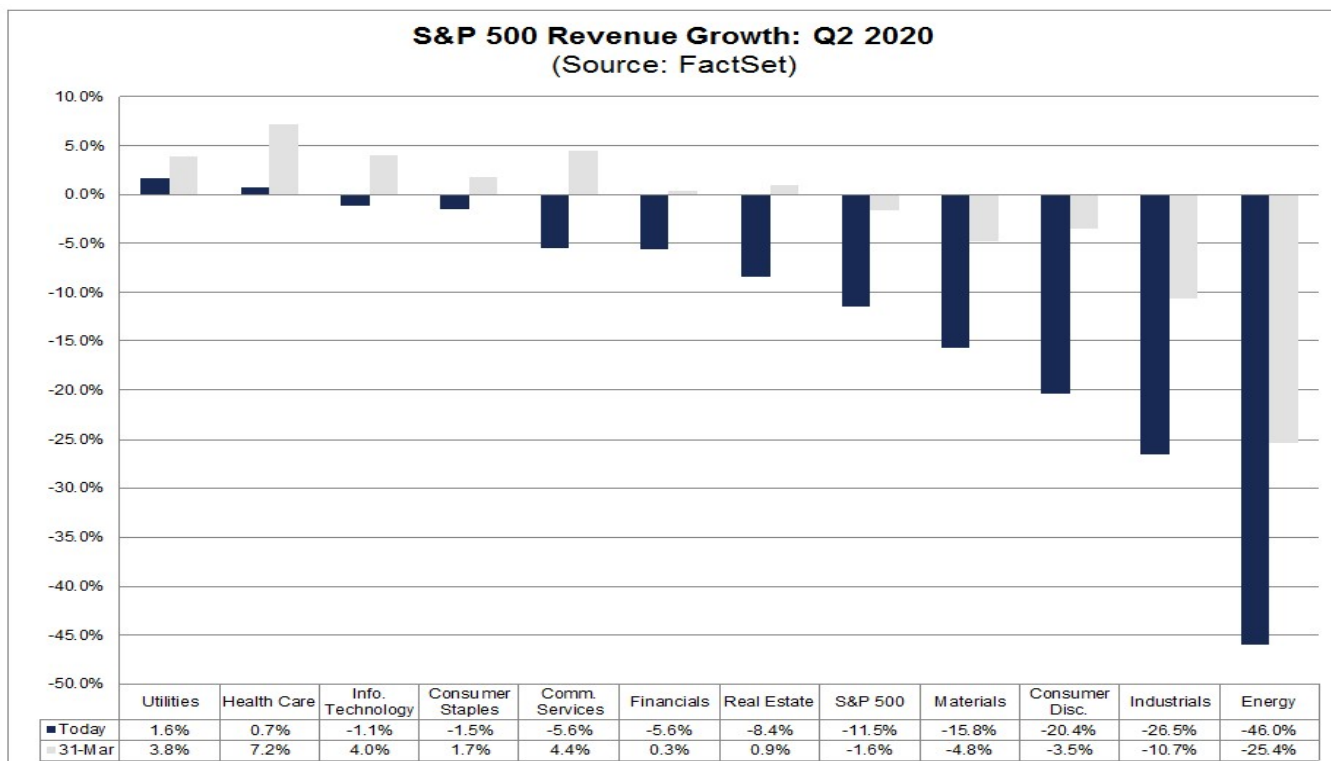
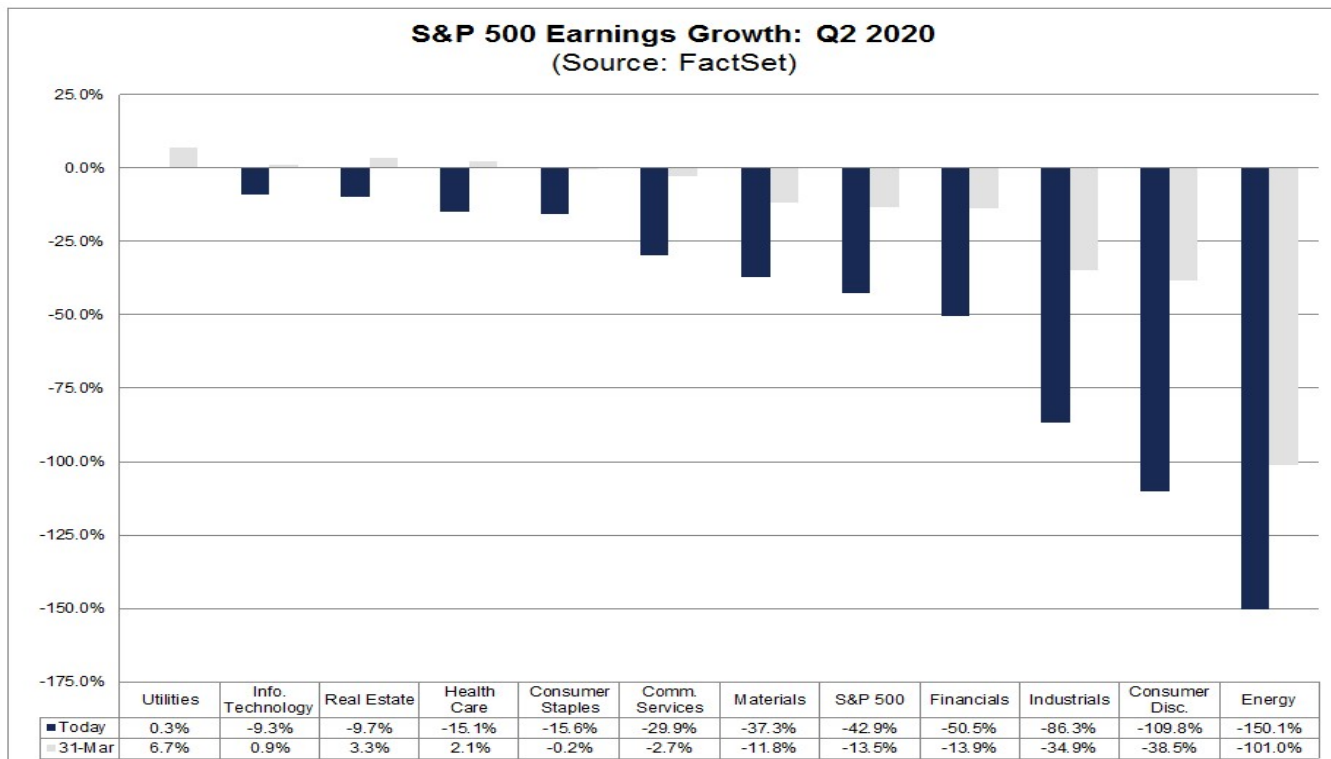
Q2 2020: EPS Guidance



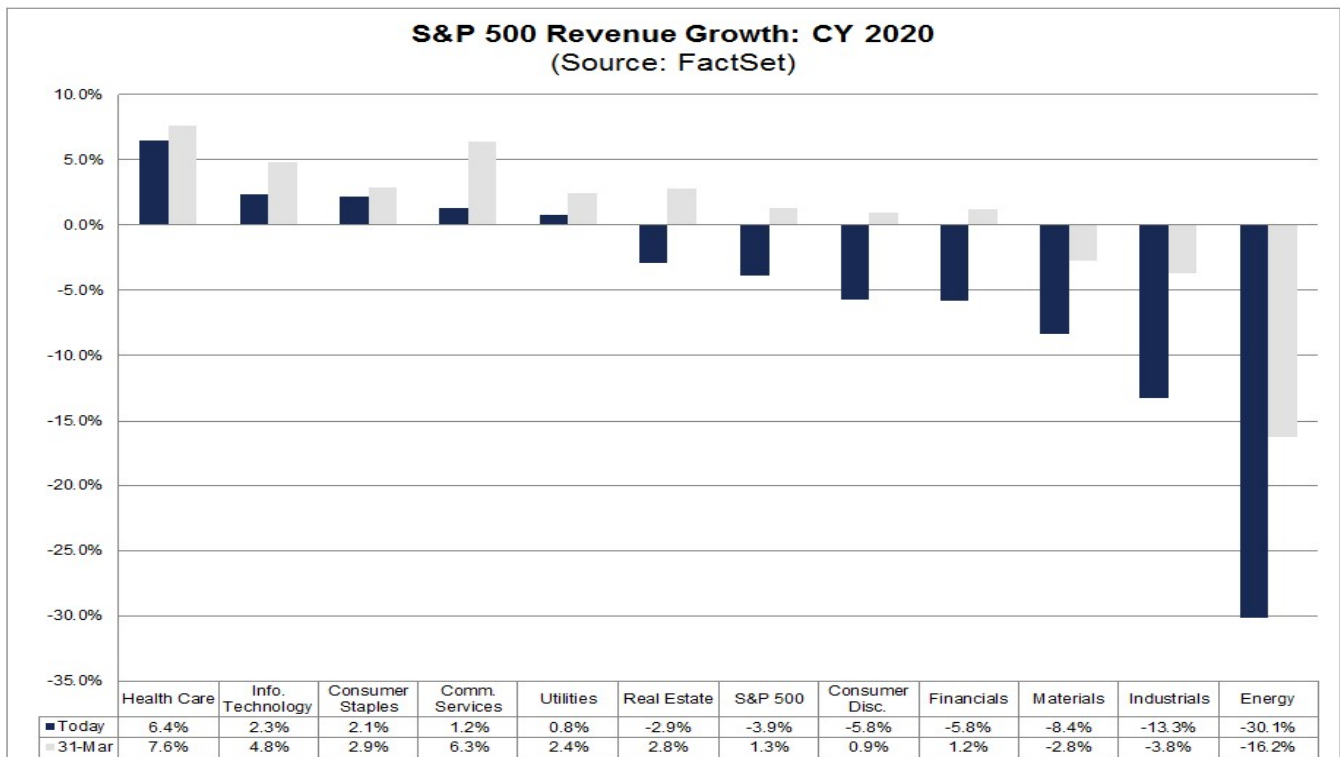
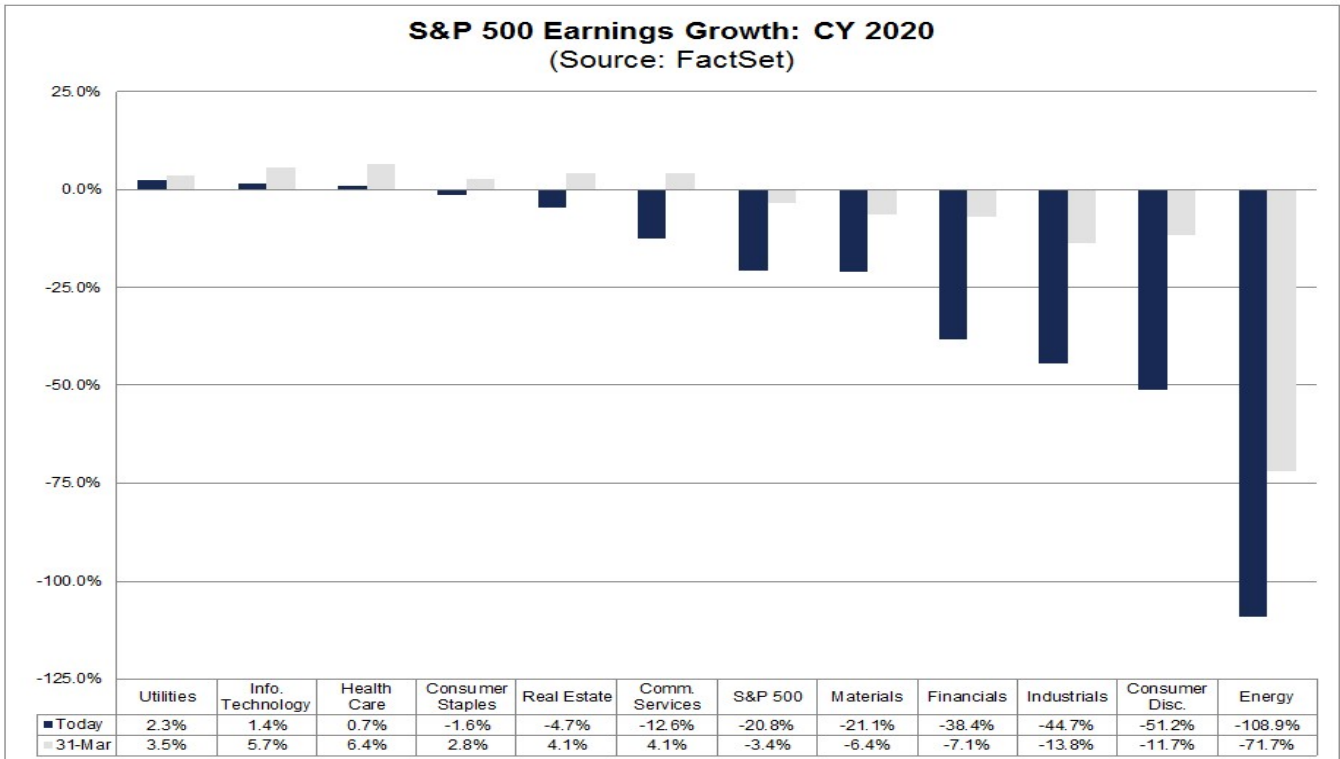
Q2 2020: EPS Revisions



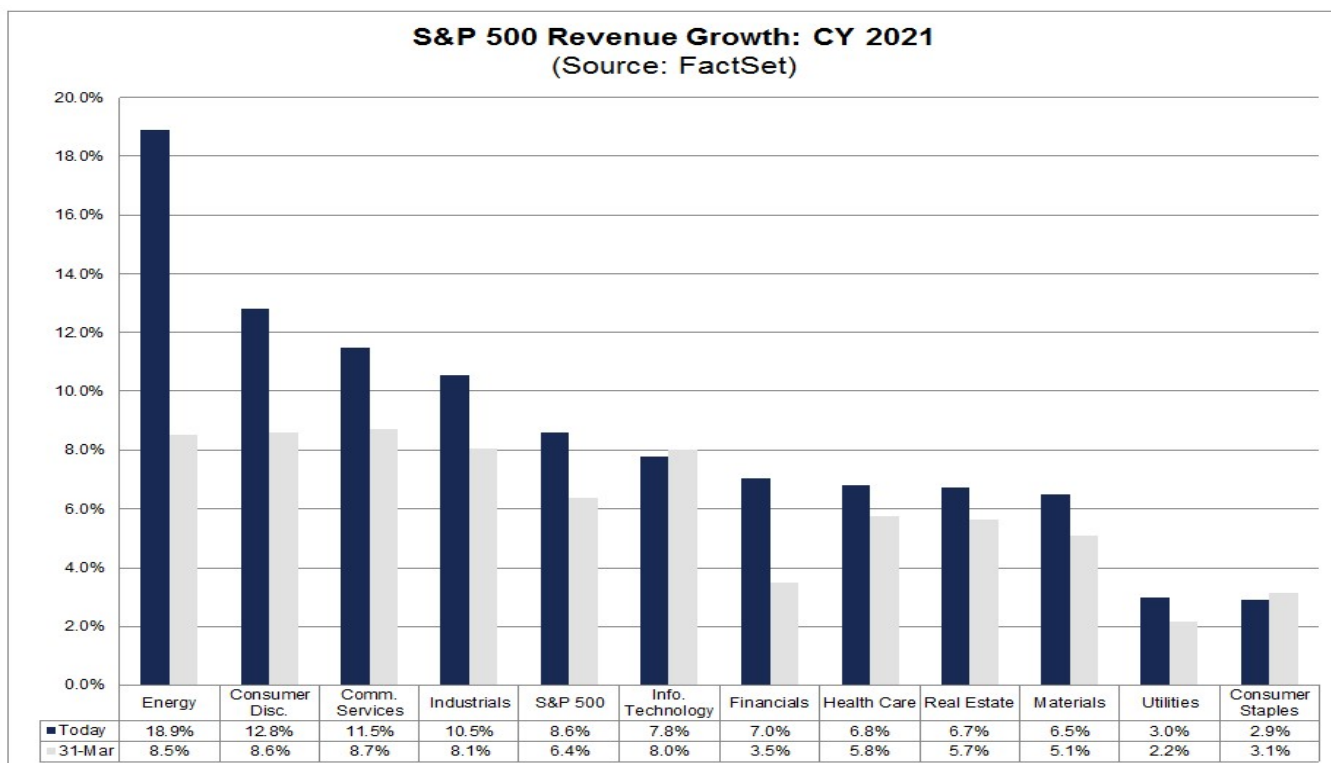
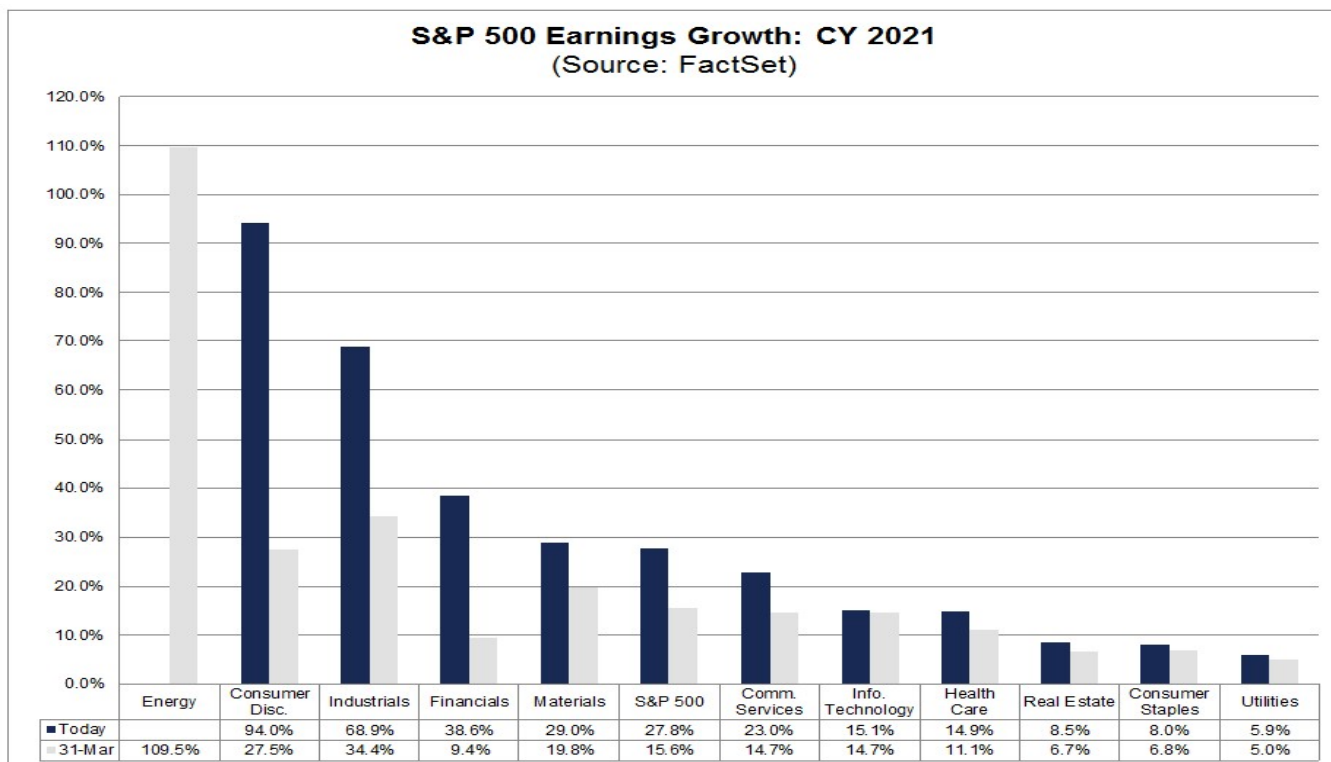
Q2 2020: Growth



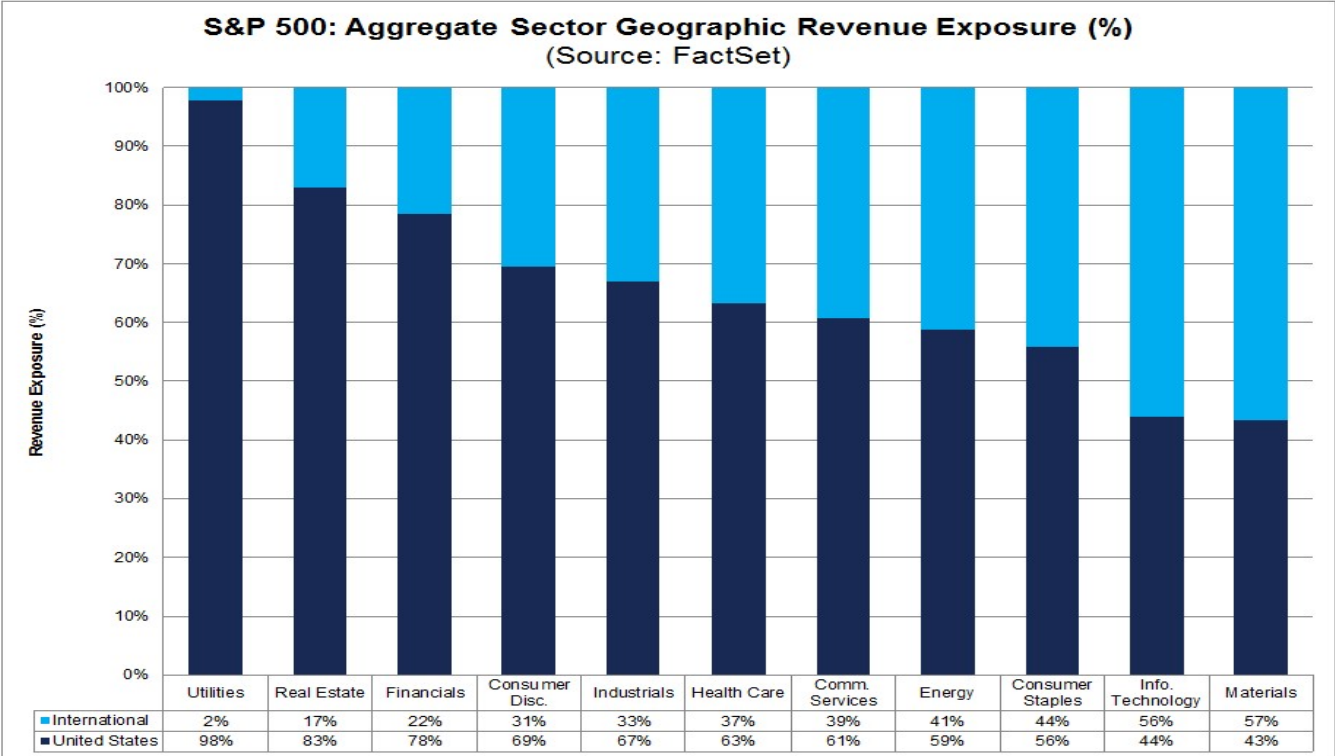
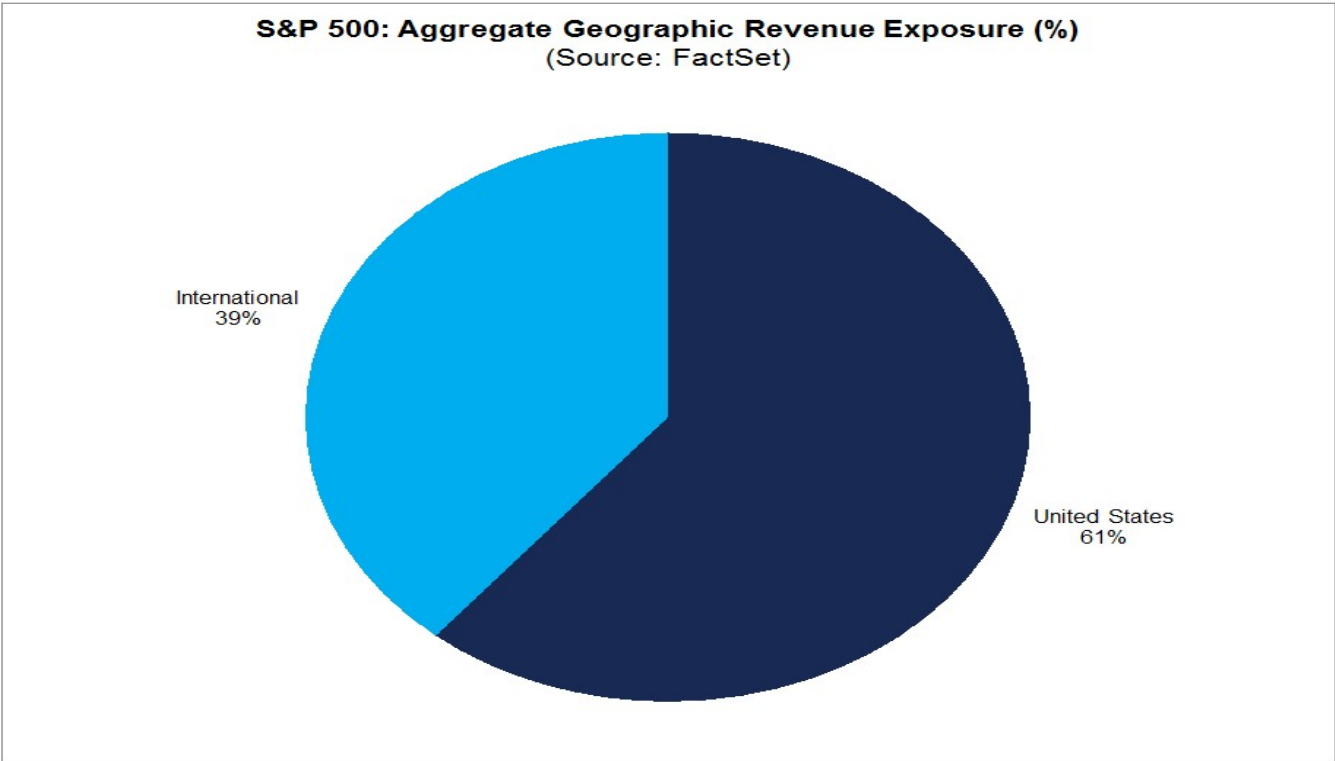
CY 2020: Growth



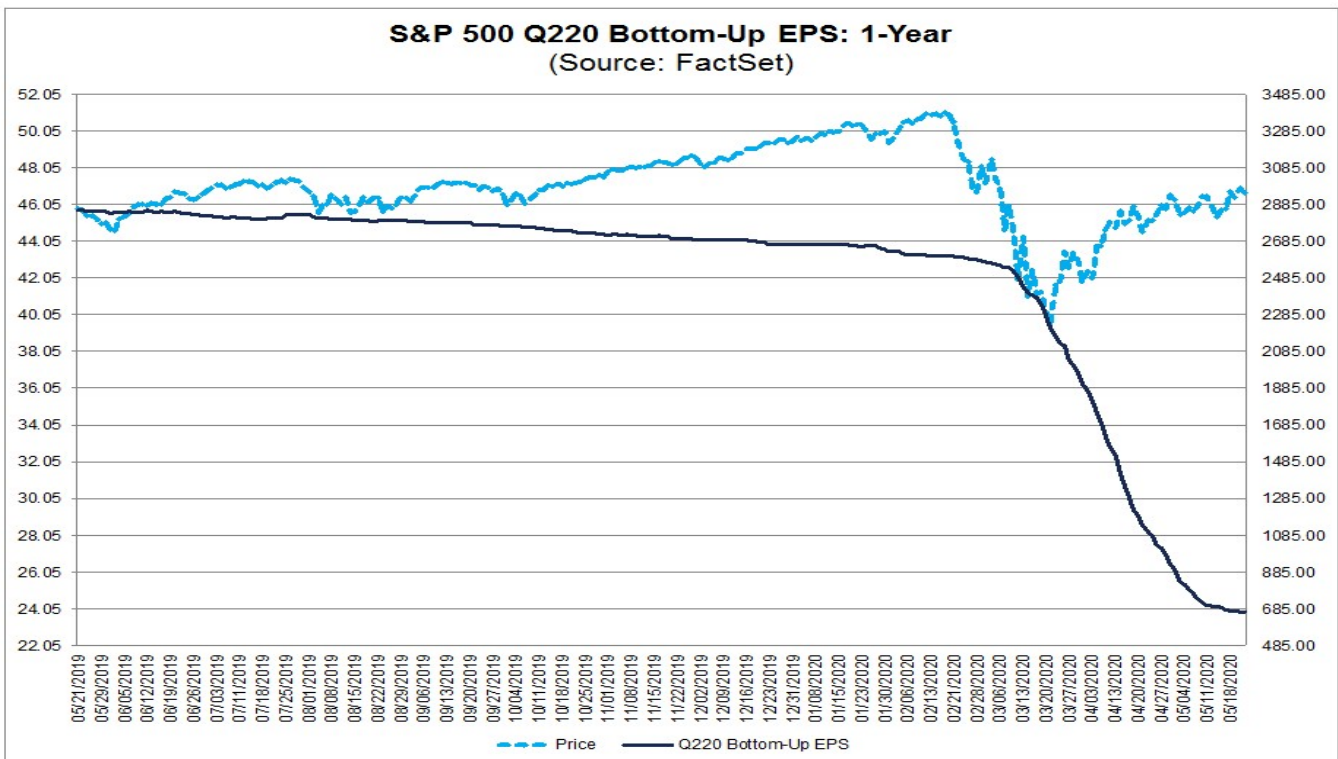
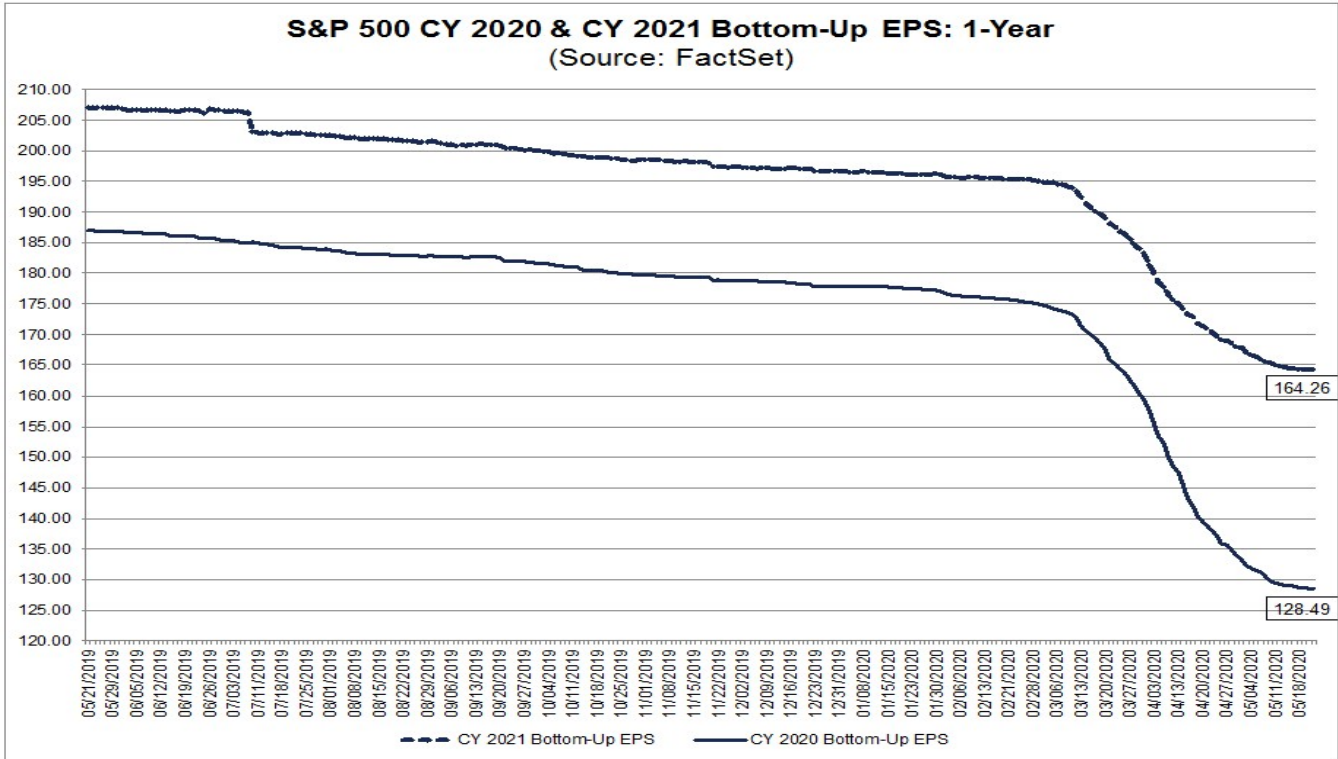
CY 2021: Growth



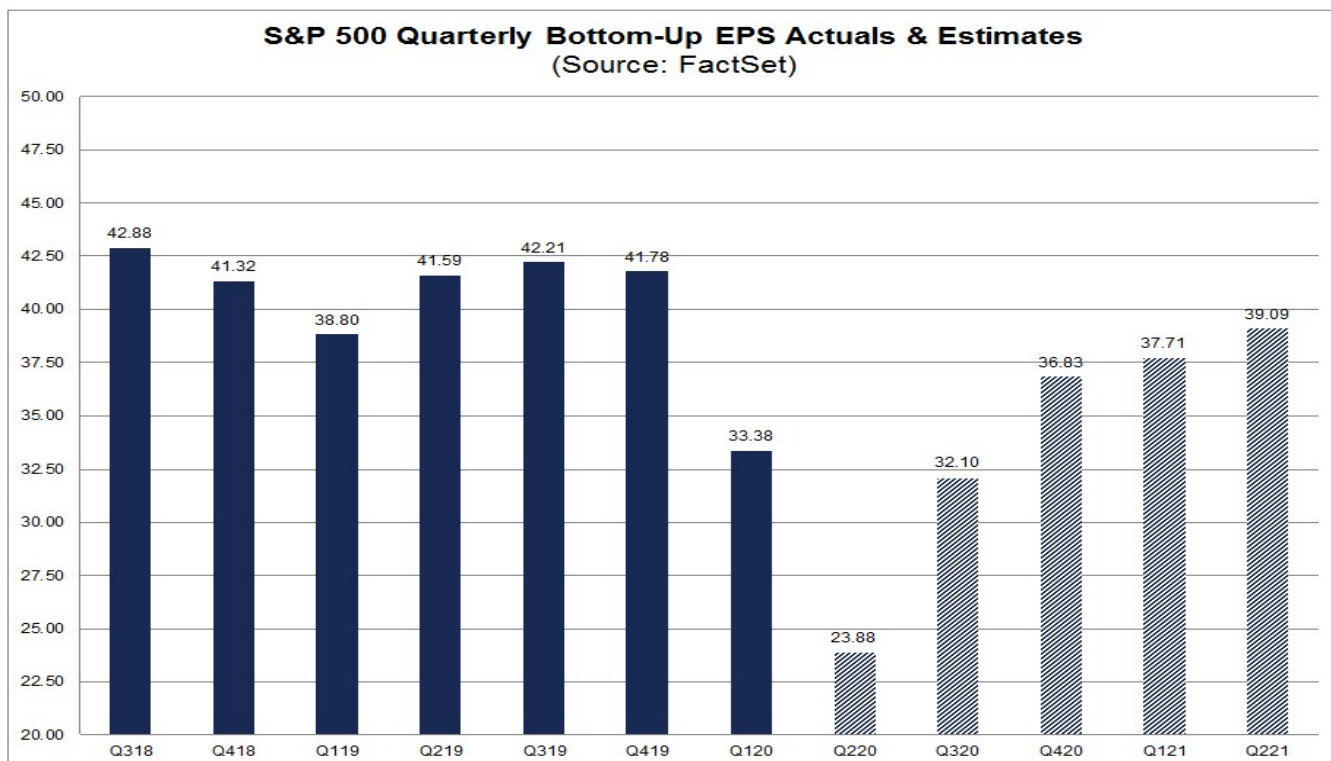
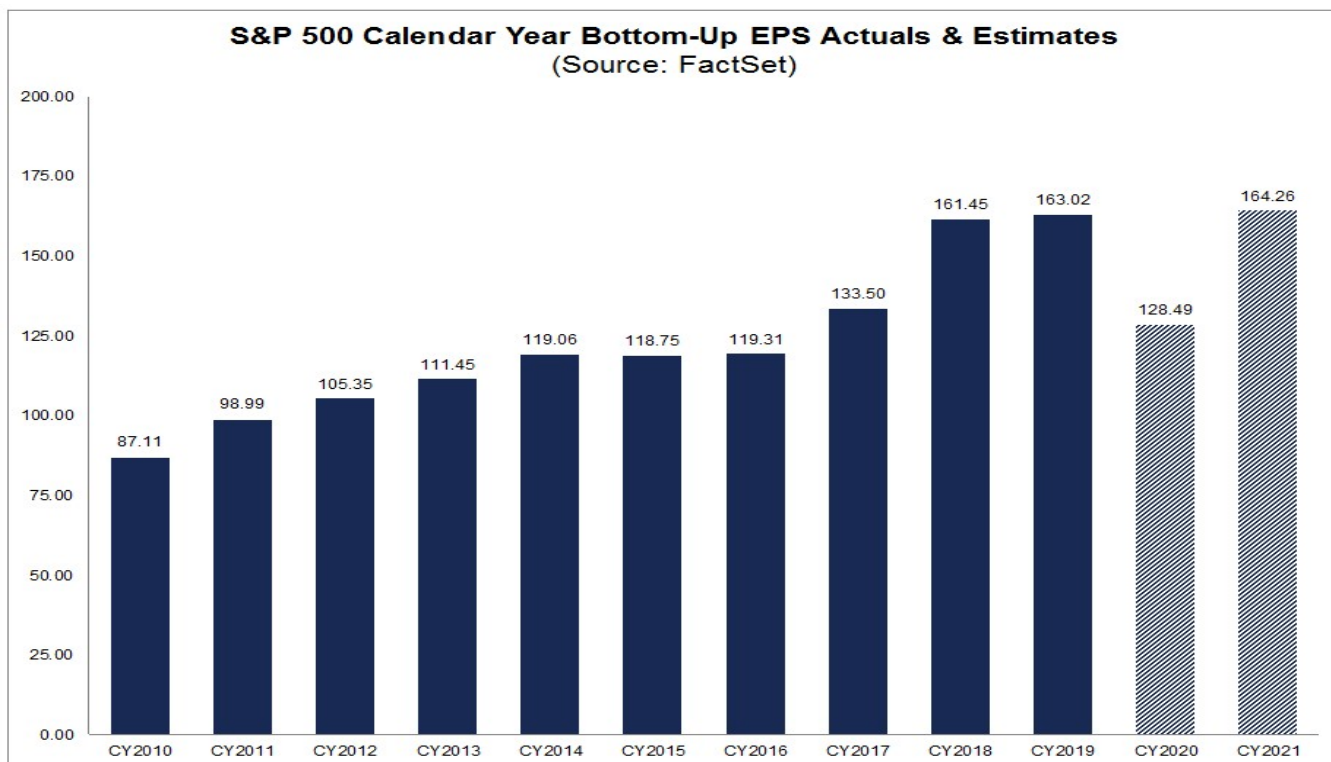
Geographic Revenue Exposure



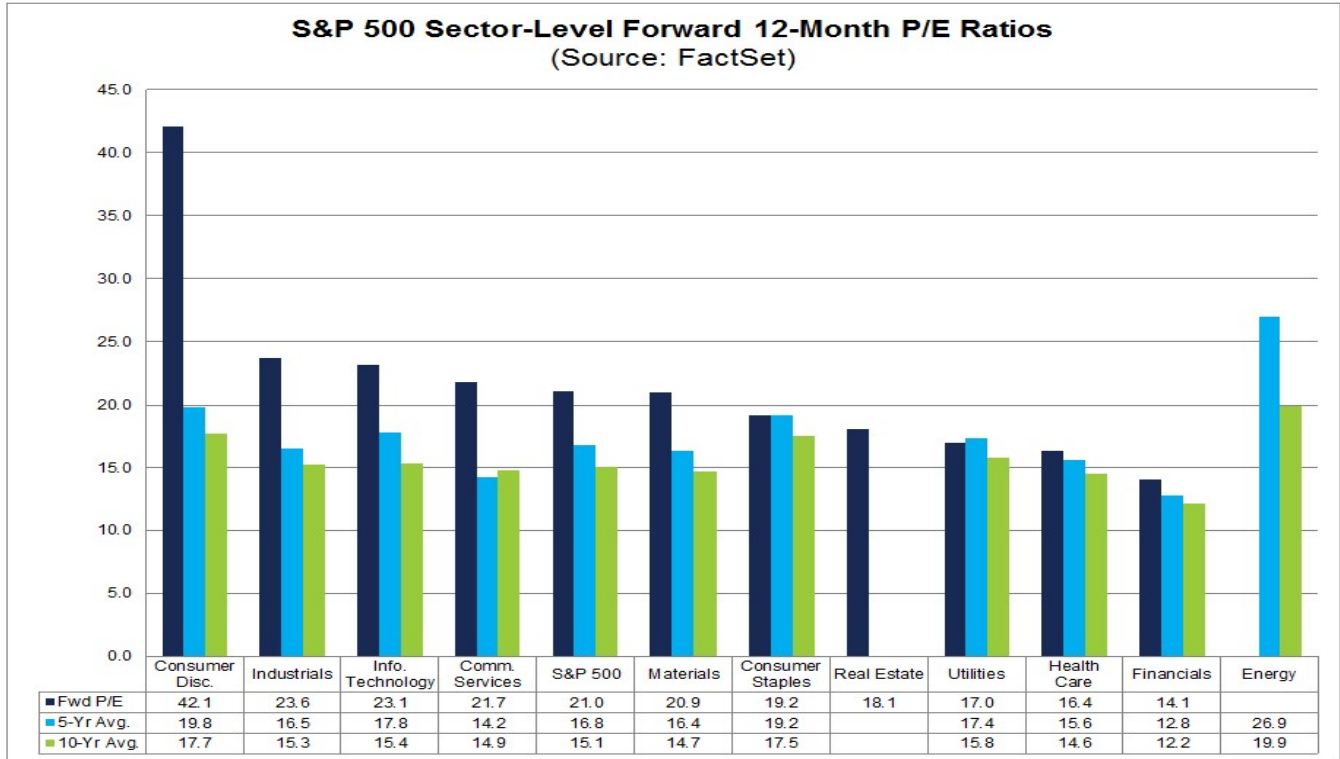
Bottom-up EPS Estimates: Revisions



Bottom-up EPS Estimates: Current & Historical

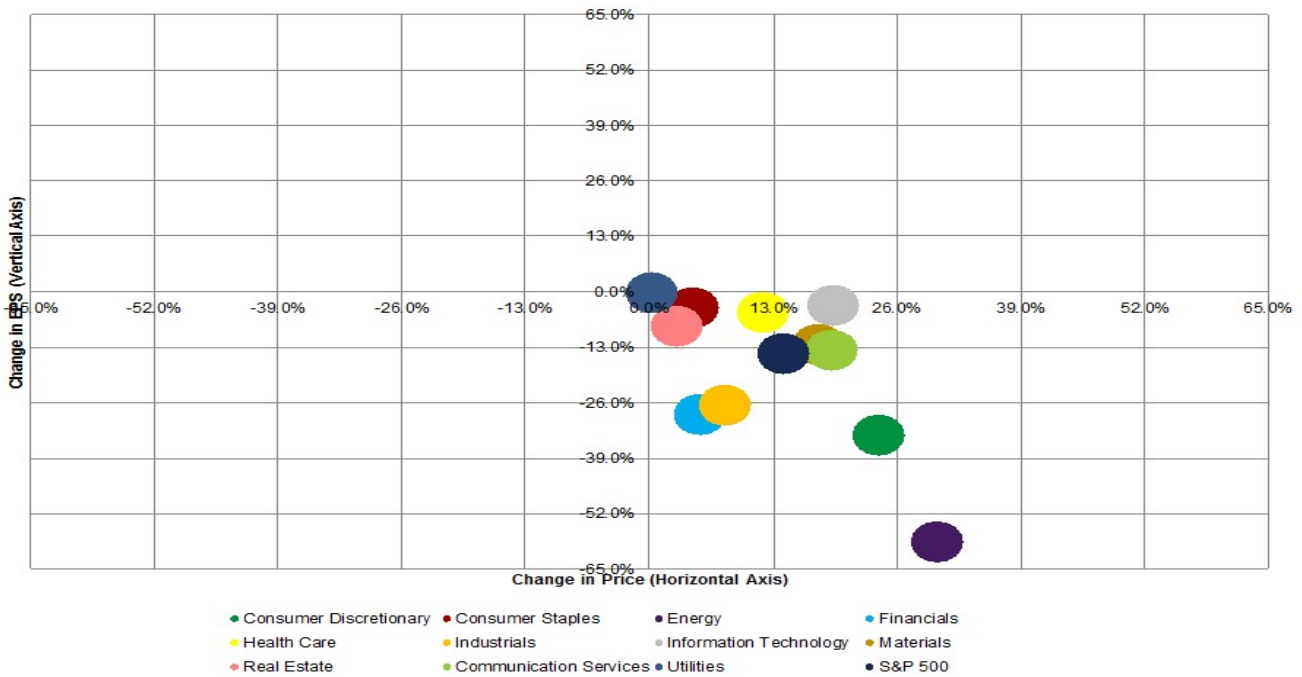


Forward 12M P/E Ratio: Sector Level

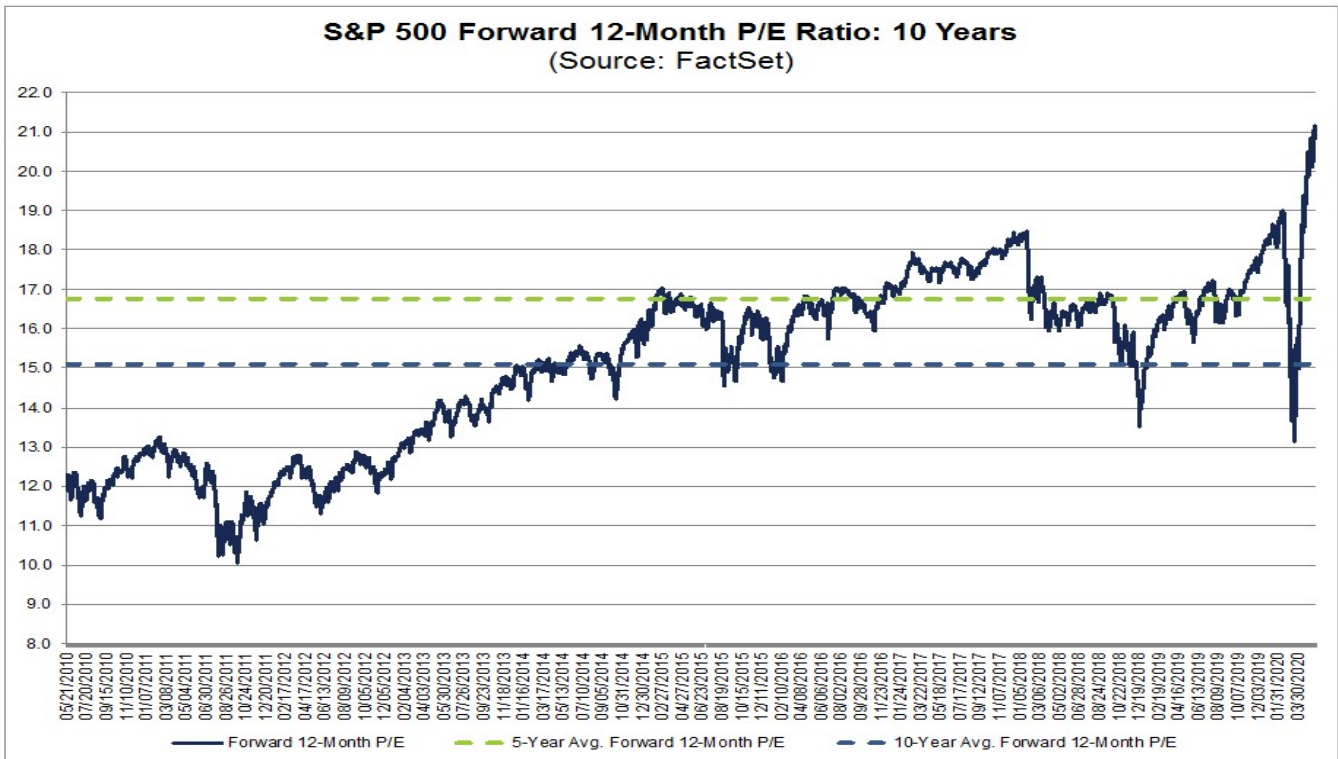
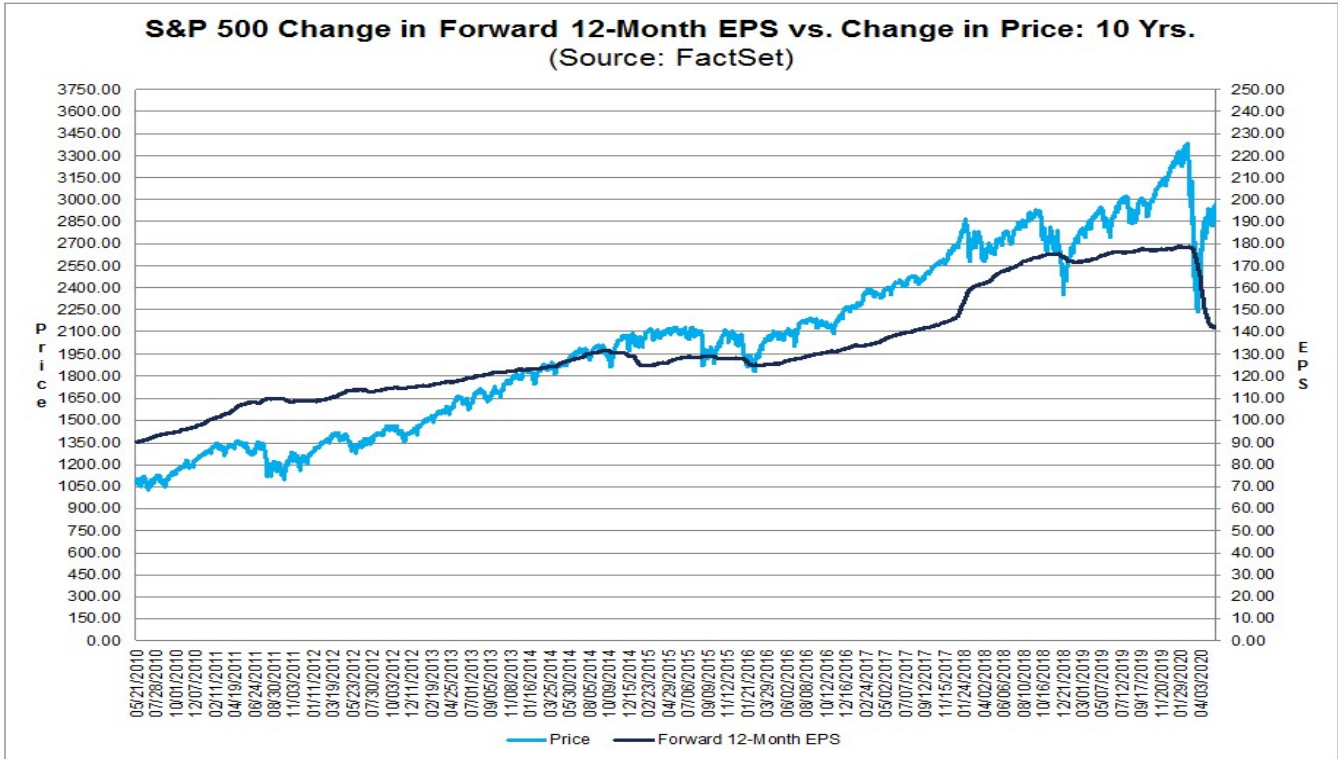


Sector-Level Change in Fwd. 12-Month EPS vs. Price: Since Mar. 31

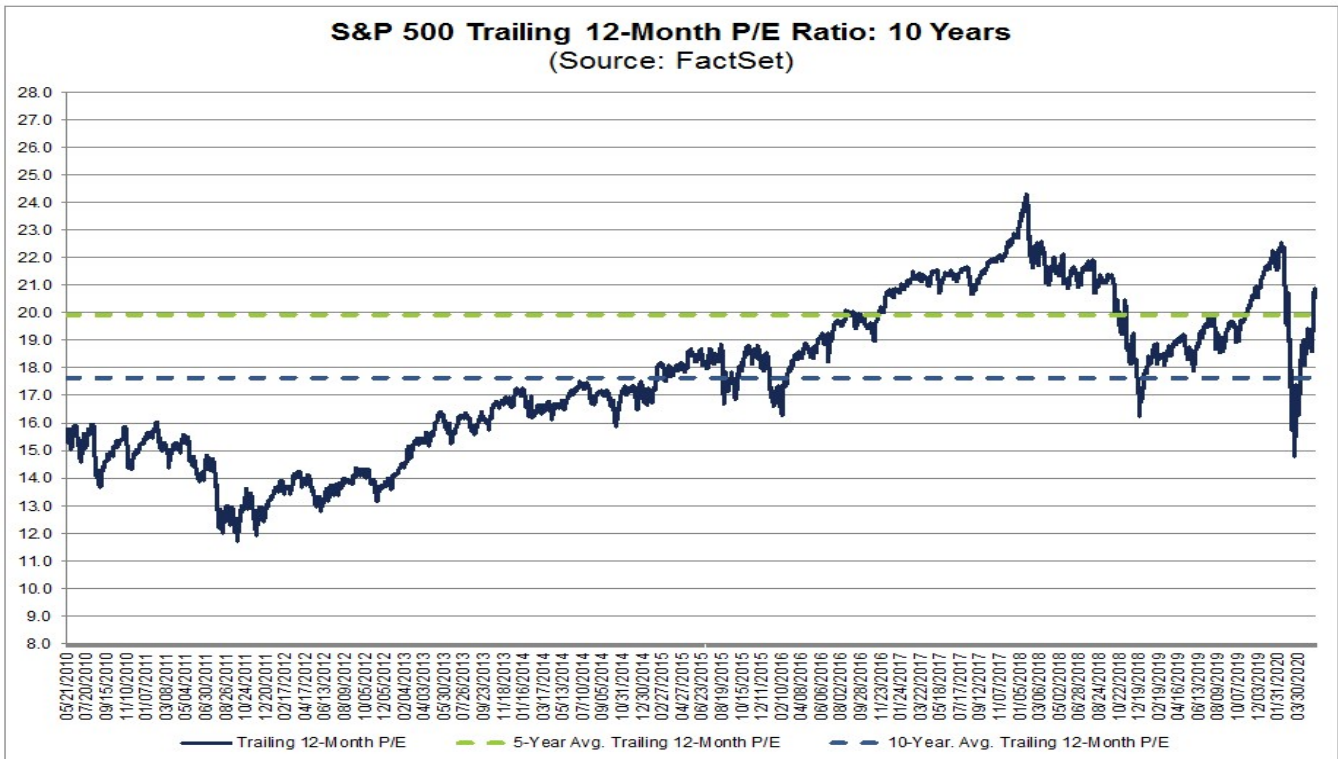
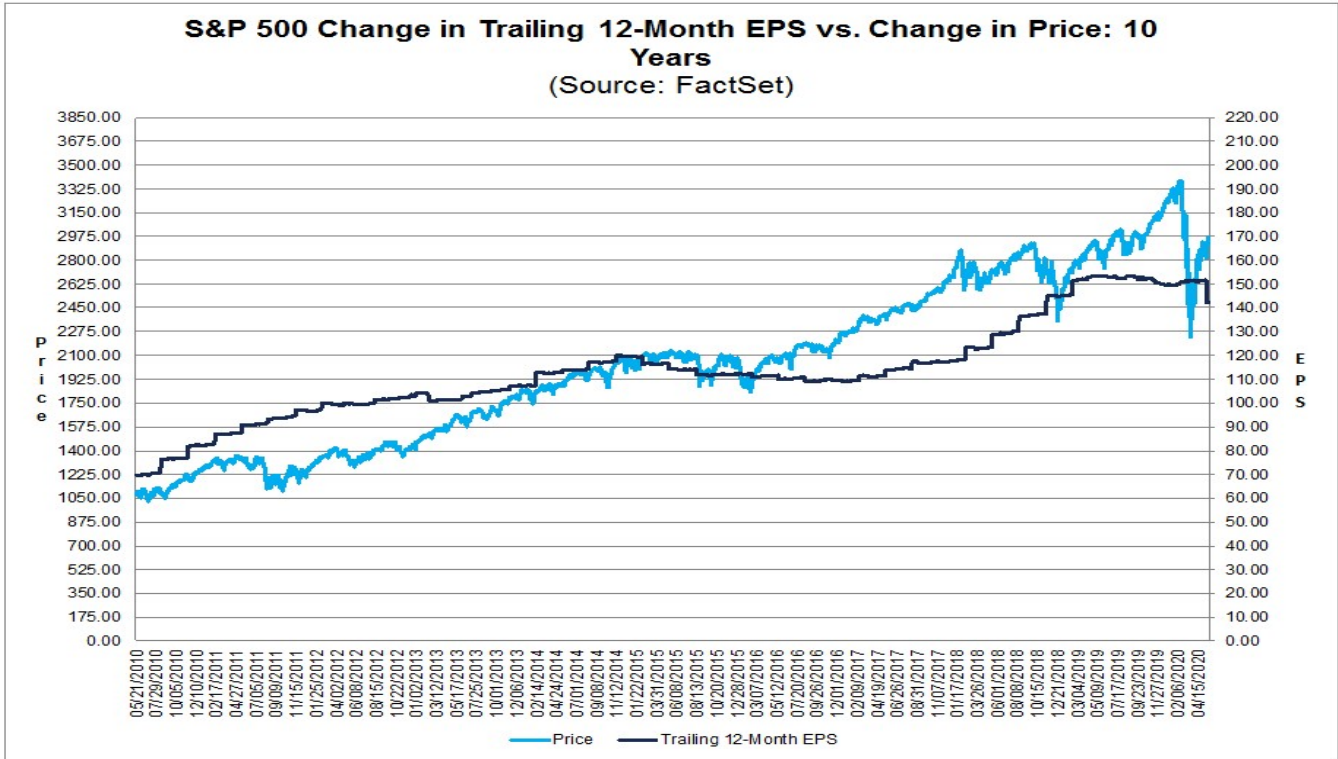
(Source: FactSet)



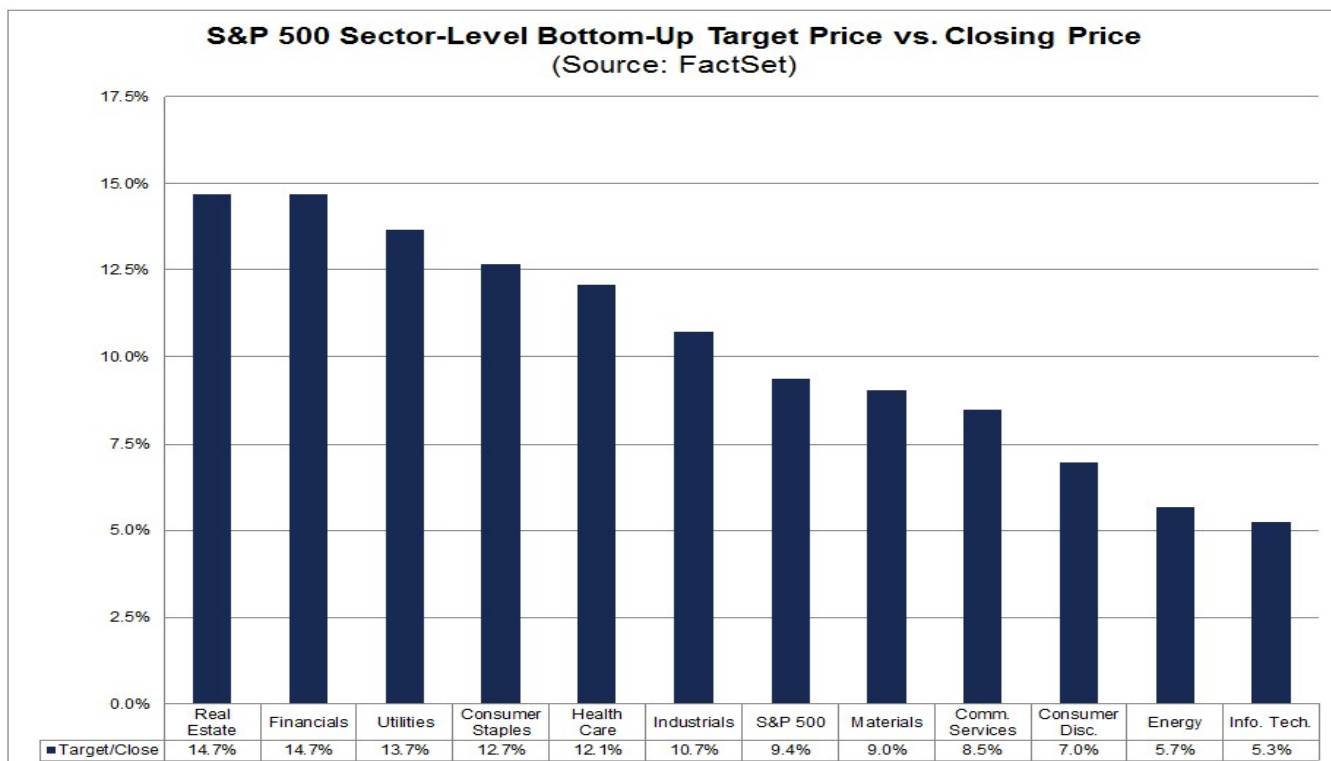
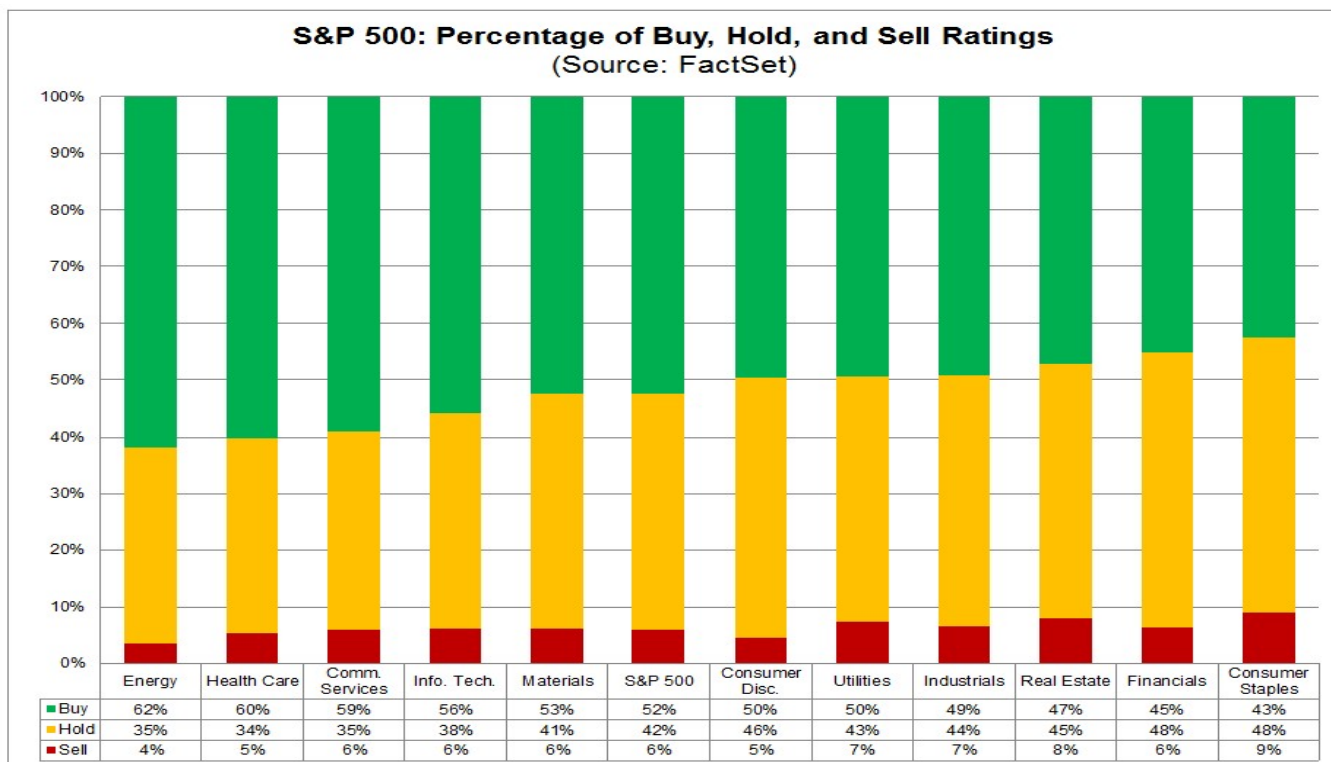
Forward 12M P/E Ratio: 10-Years



Trailing 12M P/E Ratio: 10-Years



Targets & Ratings



Appendix 1: FY 2020 EPS Guidance Comments in Q1 Earnings Season (thru May 21)

Withdrawing or Not Providing FY20 (FY21) EPS Guidance (172)

"We are suspending our fiscal 2020 earnings forecast for our consolidated and segment results due to the great uncertainty caused by the coronavirus pandemic." -FedEx (Mar. 17)

"Due to the uncertainty, including the severity and duration of the pandemic, we are not providing guidance for the fourth quarter of fiscal 2020 at this time and withdrawing our full fiscal year guidance." -Cintas Corporation (Mar. 19)

"Given the uncertainty of the situation, the Corporation is currently unable to provide an earnings forecast, however it expects a net loss on both a U.S. GAAP and adjusted basis for the fiscal year ending November 30, 2020." -Carnival Corporation (Mar. 19)

"The Company is withdrawing its full year financial outlook for fiscal 2020." -Darden Restaurants (Mar. 19)

"McCormick previously issued its fiscal 2020 guidance on January 28, 2020, which did not include the impact of COVID-19. Due to the rapidly evolving situation and the high degree of uncertainty relating to the impacts of COVID-19, including on consumer demand across all channels and the global economy, the company is withdrawing its fiscal 2020 guidance." -McCormick & Co. (Mar. 31)

"Turning now to guidance, Stefano has already mentioned that we were well on track to confirm our full year adjusted EPS guidance. Second quarter EPS was ahead of our expectations. We delivered sequential improvement in our US sales comps. And a majority of our business initiatives were on track, including cash generation and the Transformational Cost Management Program. However, given the many rapidly-changing variables related to the COVID-19 pandemic, right now, we're not in a position to accurately forecast the future impacts of COVID-19." -Walgreens Boots Alliance (Apr. 2)

"Fiscal 2021 EPS guidance is unavailable at this time due to potential impacts on the business from COVID-19." -Constellation Brand (Apr. 3)

"Due to uncertainties regarding the duration and impact of the coronavirus (COVID-19) pandemic, Abbott is suspending its previously announced annual guidance for 2020." -Abbott Laboratories (Apr. 16)

"Due to the general economic uncertainty created by the global COVID-19 pandemic, KCS is withdrawing previously provided revenue, volume, operating ratio and earnings per share guidance." -Kansas City Southern (Apr. 17)

"Due to the rapidly evolving environment and continued uncertainties resulting from the economic impact globally of the coronavirus disease ("COVID-19"), we are not providing guidance for the second quarter of 2020, and are withdrawing our previously announced guidance for full year 2020, which was issued on February 12, 2020." -Equifax (Apr. 20)

"IBM is withdrawing its full-year 2020 guidance in light of the current COVID-19 crisis." -IBM (Apr. 20)

"In addition, given the great uncertainty of the current environment, we feel it's prudent to hold off providing fiscal year 2020 guidance. We expect to come back in our second quarter call in July with greater clarity." -Coca-Cola (Apr. 21)

"Due to the COVID-19 pandemic and the resulting negative impact to the global demand environment we are unable to forecast with certainty the effect on Dover's financial and operational results, which could be material, and as such, Dover's previously communicated guidance for full year 2020 revenue growth and adjusted EPS has been suspended." -Dover (Apr. 21)

"As a result, at this time the Company cannot reasonably estimate the impact the COVID-19 pandemic will have on its operating and financial results. Due to this continued uncertainty, the Company is withdrawing its previously issued guidance for 2020." -HCA Healthcare (Apr. 21)

"Given the inherent uncertainty surrounding the COVID-19 pandemic and the related impact on PMI's business globally, the company is currently unable to forecast its full-year financial results with reasonable accuracy. PMI is therefore withdrawing its 2020 reported diluted EPS forecast of at least \$5.50, originally provided on February 6, 2020." -Philip Morris International (Apr. 21)

"As we look ahead, the overall demand and operating environment remains highly uncertain. The full impact of the COVID-19 pandemic on our business will depend on many unpredictable future developments, including the length and severity of the crisis, potential additional government actions and the overall impact of the pandemic on the global economy, among many other factors. As a result, until conditions become more predictable, we believe it is prudent to withdraw our full-year sales and EPS guidance, and we will not be providing a specific outlook for the coming quarter." -Amphenol (Apr. 22)

"Due to the lack of visibility related to COVID-19 pandemic and recovery, the Company has withdrawn financial guidance at this time." -AT&T (Apr. 22)

"Due to the rapidly evolving situation and the high degree of uncertainty related to the duration and potential impacts of COVID-19 and the overall environment, including global business and economic activity, consumer and end-market demand, global supply chain operations, and volatility in foreign currency exchange rates and commodity costs, the company is withdrawing its previous 2020 guidance and not providing any additional outlook at this time." -Kimberly-Clark (Apr. 22)

"As many of you know, we withdrew our 2020 guidance on March 31 given the unprecedented uncertainty caused by COVID-19 pandemic. We expect to provide updated 2020 guidance at a more appropriate time when visibility improves around the impact of COVID-19 and the duration of current stay-at-home measures in place across the United States." -Quest Diagnostics (Apr. 22)

"Thermo Fisher announced on April 6, 2020, that it withdrew its 2020 annual guidance due to the evolving COVID-19 pandemic and related customer impact." -Thermo Fisher (Apr. 22)

"Given the unprecedented and rapidly evolving uncertainty related to COVID-19, the Company is withdrawing all previously issued 2020 guidance." -O'Reilly Automotive (Apr. 22)

"Given this uncertainty, Air Products is not providing fiscal third quarter EPS guidance and we believe it is prudent to withdraw our prior fiscal year 2020 EPS and CapEx guidance." -Air Products and Chemicals (Apr. 23)

"The company previously withdrew its 2020 outlook for revenue and EPS due to the uncertainty surrounding the COVID-19 pandemic, as well as its impact on demand and the supply chain." -Allegion (Apr. 23)

"Given the uncertain climate and the limited visibility into the duration of this health crisis and its impact on the economy and consumer spending, and consistent with other companies, we are suspending our guidance for 2020." -Alliance Data Systems (Apr. 23)

"Due to the rapidly evolving situation and the high degree of uncertainty, we do not believe we are able to estimate the full-year financial impact with reasonable accuracy and, therefore, believe it is prudent to withdraw our fiscal 2020 full-year guidance at this time." -Hershey (Apr. 23)

"Given the uncertainty related to the COVID-19 pandemic, the Company withdrew its guidance for fiscal 2020 on April 7, 2020." -Tractor Supply Company (Apr. 23)

"Given the uncertainty around the depth and duration of this pandemic, and the related economic response, we are suspending our guidance for 2020." -W.W. Grainger (Apr. 23)

"Due to the uncertain scope and duration of the COVID-19 pandemic, and uncertain timing of a global recovery and economic normalization, we are unable to estimate the overall impacts on our operations and financial results as we move forward. As a result, we are withdrawing all prior financial guidance, which was provided on January 30, 2020, and suspending all future financial guidance for the balance of the year." -IDEX Corporation (Apr. 23)

"Moving to the full year, with limited visibility due to the uncertainty driven by COVID-19, we are not guiding the full year." -Intel (Apr. 23)

"In summary, we are certainly in unprecedented times, and looking ahead, it's impossible to forecast our financial results for the rest of the year without knowing the answer to the two questions Steve posed earlier: when and how quickly the economy improves, and what happens to unemployment and the pace of small business recovery?" -American Express (Apr. 24)

"Due to uncertainties regarding the duration and impact of the coronavirus (COVID-19) pandemic, Celanese is suspending its previously announced annual adjusted earnings per share guidance for 2020." -Celanese (Apr. 27)

"Due to the heightened level of uncertainty over global economic demand, the company is withdrawing all of its previously communicated full year sales and earnings guidance." -PPG Industries (Apr. 27)

"Due to the continued uncertainty regarding COVID-19, we are withdrawing our previously issued operating results forecast and earnings guidance for the year ending December 31, 2020." -Universal Health Services (Apr. 27)

"Due to the evolving and uncertain impact of the COVID-19 pandemic, 3M currently is not able to estimate the full duration, magnitude and pace of recovery across its diverse end markets with reasonable accuracy. Therefore, 3M believes it is prudent to withdraw its previously communicated full-year 2020 outlook, which was provided on January 28, 2020." -3M (Apr. 28)

"Caterpillar's financial results for the remainder of 2020 will be impacted by continued global economic uncertainty due to the COVID-19 pandemic. As such, Caterpillar withdrew its earnings guidance on March 26 and is not providing a financial outlook for 2020 at this time." -Caterpillar (Apr. 28)

"As earlier communicated, the uncertain outlook regarding the full extent of the pandemic's impact on the global economy and its longevity do not provide an adequate basis for us to provide either quarterly or annual earnings forecasts, so our forward earnings guidance remains suspended." -Ecolab (Apr. 28)

"Given the uncertainties associated with the magnitude and duration of the COVID-19 pandemic on our business, the Company's previous financial outlook regarding fiscal year 2020 is no longer applicable." -PepsiCo (Apr. 28)

"The company is withdrawing its full year guidance due to limited visibility of COVID-19 impact on future demand." -TE Connectivity (Apr. 28)

"At this time, UPS is unable to predict the extent of the business impact or the duration of the coronavirus pandemic, or reasonably estimate its operating performance in future quarters. As a result, the company is withdrawing its previously issued 2020 revenue and diluted earnings per share growth guidance." -UPS (Apr. 28)

"Due to the evolving and significant uncertainties related to the impact of the COVID-19 pandemic, Waters is withdrawing its full-year 2020 financial guidance, which was previously provided on February 4, 2020." -Waters Technology (Apr. 28)

"The company is withdrawing its 2020 financial guidance for revenue, adjusted operating margin, EPS and free cash flow due to the high level of economic uncertainty and disruption caused by COVID-19." -Xerox (Apr. 28)

"As a result of this uncertainty, especially as it relates to the holiday shopping season in Q4, we are withdrawing full year 2020 guidance at this time." -Akamai Technologies (Apr. 28)

"Although the Company's office rent collections were strong in April, due to the uncertainty of the impacts of the COVID-19 pandemic, including the unknown duration and impact of shelter-in-place requirements and the uncertain economic climate, the Company believes it is prudent to withdraw its guidance for full year 2020 EPS and FFO." -Boston Properties (Apr. 28)

"Turning to our outlook. In mid-March, we withdrew our financial guidance for 2020. As a reminder, when we gave you our outlook in early February, we said it excluded impacts of COVID-19. Today, unfortunately, the economic environment remains too uncertain to provide updated guidance for the year." -Ford Motor (Apr. 28)

"Due to the COVID-19 pandemic, visibility is limited at this time in a number of markets, so the company is temporarily withdrawing its full-year outlook." -Mondelez International (Apr. 28)

"Given the current industry and economic environment, it is impractical for ONEOK to provide traditional financial guidance for 2020 and beyond at this time." -ONEOK (Apr. 28)

"Therefore, until we have greater visibility into the impact, in the U.S. in particular, and except for the selected metrics noted below, total company guidance for fiscal 2020 will remain suspended as communicated in our April 8 letter to Starbucks stakeholders." -Starbucks (Apr. 28)

“As the impact of the pandemic on global demand for the company’s products cannot be reasonably estimated at this time, the company has suspended its annual EPS guidance provided in January.” -Avery Dennison (Apr. 29)

“On March 30, 2020, the company withdrew its sales and EPS guidance for the full year 2020, originally provided on February 5, 2020. Due to the uncertain scope and duration of the COVID-19 pandemic, timing of global recovery and economic normalization, the company is unable to estimate the overall impacts on its operations and financial results for the remainder of 2020.” -Boston Scientific (Apr. 29)

“We are withdrawing our fiscal 2020 guidance due to the rapid and unpredictable economic changes caused by the COVID-19 pandemic.” -Garmin (Apr. 29)

“Given the evolving nature of the COVID-19 pandemic, at this time, GE cannot forecast with reasonable accuracy the full duration, magnitude, and pace of recovery across our end markets, operations, and supply chains. As a result, on April 9, 2020, GE withdrew its guidance for 2020.” -GE (Apr. 29)

“Given the ongoing and rapidly changing nature of the COVID-19 pandemic, there is significant uncertainty regarding the duration and severity of the pandemic as well as any future government restrictions. As a result, the Company is withdrawing its 2020 financial guidance provided on February 13, 2020.” -LabCorp (Apr. 29)

“However, I'd like to share with you how we are currently thinking about the second quarter, understanding that we have withdrawn our formal guidance for 2020 and 2021.” -Masco (Apr. 29)

“Recognizing challenges to production and the potential for volatility in core earnings drivers associated with the evolving nature of the global COVID-19 pandemic, it is challenging to forecast with reasonable accuracy the full duration, magnitude, and pace of recovery across our distribution and operations. Therefore, we believe it is prudent to withdraw adjusted earnings guidance for 2020.” -AFLAC (Apr. 29)

“However, because the scope and duration of the COVID-19 pandemic are uncertain, the Company cannot currently quantify these effects. The Company therefore withdrew its financial guidance for the second quarter and full year 2020 via press release on April 7, 2020.” -Hologic (Apr. 29)

“Due to the volatility and uncertainty associated with the COVID-19 pandemic and its potential impact on demand, the Company's ability to manufacture and supply product and overall fluidity of the current environment, amongst other factors, the Company is not providing updated fiscal 2020 guidance at this time.” -Perrigo (Apr. 29)

“Due to the uncertainties related to the impact of the COVID-19 pandemic and economic recovery scenarios, Altria withdraws its full-year 2020 adjusted diluted EPS guidance of \$4.39 to \$4.51 and, as a result, Altria also withdraws its 2020 to 2022 compounded annual adjusted diluted EPS growth objective of 4% to 7%.” -Altria Group (Apr. 30)

“We began the quarter on track to exceed our guidance. However, the COVID-19 pandemic and unprecedented drop in demand during March radically changed our outlook. Given the unpredictable nature of this event, we suspended our guidance for all of 2020.” -American Airlines Group (Apr. 30)

“Given the high-degree of uncertainty around the potential financial impacts from the COVID-19 pandemic on Baxter’s operations, the company is not in a position to provide guidance for the second quarter or full-year 2020 at this time.” -Baxter International (Apr. 30)

“Despite a strong first quarter, the Company is withdrawing its calendar 2020 Outlook due to the high degree of uncertainty regarding the impact of COVID-19 on consumer demand, the global business economy, global supply chain operations, decisions by all levels of government, and movements in foreign exchange and commodity costs.” -Church & Dwight (Apr. 30)

“And I'll begin by stating that due to the economic uncertainty from the COVID-19 pandemic, we're withdrawing our full year 2020 guidance.” -Eaton (Apr. 30)

“Due to the uncertainty and unpredictability of the COVID-19 pandemic, HanesBrands withdrew its first-quarter and full-year guidance on March 25, 2020. Until visibility of the pandemic’s effect on global economies improves, the company will not provide quarterly and full-year guidance and expectations.” -HanesBrands (Apr. 30)

"The Company is withdrawing its previously announced full year 2020 guidance due to the unpredictability of the duration and the magnitude of impacts from the COVID-19 pandemic on veterinary service providers." -IDEXX Laboratories (Apr. 30)

"On March 26, 2020, the Company filed a current report on Form 8-K withdrawing its financial guidance previously issued on February 20, 2020 due to the continued uncertainties from the impact of the COVID-19 pandemic. Given the continuation of these uncertainties, including the timing of the removal of mobility restrictions and the rate at which demand for auto repairs will improve, we are not issuing updated financial guidance at this time." -LKQ (Apr. 30)

"The current environment makes it difficult to forecast results with any reasonable amount of accuracy. For that reason, we are withdrawing our earnings guidance for fiscal year 2020." -Parker-Hannifin (Apr. 30)

"For 2020, Pentair has withdrawn its guidance due to the uncertainty of the duration and extent of the COVID-19 pandemic impact." -Pentair (Apr. 30)

"On April 2nd, the Company withdrew its full year guidance as a result of the uncertain macro environment." -Stanley Black & Decker (Apr. 30)

"Given the dynamic nature of the Covid-19 crisis and lack of visibility, the potential financial impact to our business cannot be accurately projected. Therefore, the Company is not providing guidance for its fiscal fourth quarter and full year 2020." -Tapestry (Apr. 30)

"As a result of the ongoing uncertainty regarding both the scope and duration of the COVID-19 global pandemic, Teleflex is withdrawing its previously issued 2020 financial guidance (on February 20)." Teleflex (Apr. 30)

"While we suspended our earnings guidance for the year due to the uncertainty around the COVID-19 pandemic, I would like to briefly touch upon the outlook for each segment." -Textron (Apr. 30)

"Due to the uncertainties caused by the COVID-19 pandemic, Willis Towers Watson is withdrawing (and consequently fully disclaims) its full-year 2020 guidance." -Willis Towers Watson (Apr. 30)

"Due to the heightened level of uncertainty related to the impact of COVID-19, the company is withdrawing its 2020 full-year earnings and cash flow forecast guidance." -Eastman Chemical (Apr. 30)

"Given the unprecedented public health crisis posed by the COVID-19 pandemic as well as the broad economic restrictions imposed across the globe, forecasting the balance of the year has become more challenging. Under the circumstances, we are withdrawing our previously issued full year 2020 guidance and will not be providing guidance for the second quarter." -Fortive (Apr. 30)

"Due to the uncertainty around COVID-19 effects on near-term demand in the U.S. and in other countries in which the Company operates, the Company is suspending any previous financial guidance or projections for 2020 or beyond." -Fortune Brands Home & Security (Apr. 30)

"Given the continued uncertainty in the trajectory of the pandemic and in remdesivir clinical data, it's premature to define what the right post-donation business model is to create a sustainable long-term supply for global needs. In the context of a strong underlying business and Q1 results, we will continue to monitor the situation and expect to provide additional insights and outlook on our Q2 earnings call." -Gilead Sciences (Apr. 30)

"As previously announced on April 14, 2020, Illumina has withdrawn its fiscal 2020 full year revenue and earnings per share guidance due to the COVID-19 pandemic." -Illumina (Apr. 30)

"Due to the uncertain scope and duration of the pandemic, and uncertain timing of global recovery and economic normalization, we are unable to estimate the overall impacts on our operations and financial results, which could be material. Accordingly, we will not be providing second quarter or full-year organic sales growth or earnings guidance for 2020." -Stryker (Apr. 30)

"The worldwide spread of COVID-19 has created significant uncertainty in the global economy and the extent to which COVID-19 will impact the Company's future results is difficult to reasonably estimate at this time; therefore we are not providing a fiscal full-year 2020 outlook." -Visa (Apr. 30)

"The broader macroeconomic environment continuing to rapidly evolve, the full impact of COVID-19 on our business results remain highly uncertain and we're unable to provide a meaningful full-year guidance at this time." -Whirlpool (May 1)

"It is the uncertainty related to these factors that has led us to temporarily suspend our financial guidance for 2020." -Colgate-Palmolive (May 1)

"Given the uncertainty around the timing, speed and duration of the recovery from the adverse impacts of COVID-19, the Company is not providing specific sales and EPS guidance for the fiscal 2020 fourth quarter and full year." -Estee Lauder (May 1)

"Due to the evolving nature of the COVID-19 pandemic and related supply chain and market disruptions, Honeywell announced that it has temporarily suspended its full-year financial guidance until the economic impact of COVID-19 stabilizes." -Honeywell (May 1)

"As a result of the challenging and uncertain macro environment attributable to the impact of COVID-19, the Company is withdrawing its previously communicated fiscal year 2020 guidance and has provided the below framework related to the second half of the fiscal year." -Johnson Controls (May 1)

"However, as a result of the uncertain and highly dynamic outlook for the global economy, as well as ongoing demand and supply chain disruptions, the company is withdrawing its previously announced full year guidance for 2020 and is not issuing quarterly guidance for the second quarter." -Newell Brands (May 1)

"Today, given the rapidly evolving situation and the uncertainty regarding the duration and severity of the COVID crisis, we have withdrawn our previously issued annual guidance." -Wabtec (May 4)

"On April 9, 2020 we withdrew our 2020 guidance that was provided on February 19, 2020 due to the ongoing uncertainty regarding the impact of the COVID-19 pandemic and the measures taken to limit its spread." -Realty Income Corporation (May 4)

"The Company is suspending its financial guidance for the remainder of 2020 due to the uncertain economic environment caused by the COVID-19 pandemic." -Unum Group (May 4)

"The company is withdrawing fiscal year 2020 guidance due to uncertainty surrounding the severity and duration of COVID-19." -Varian Medical Systems (May 4)

"As announced on April 2, we suspended our full-year 2020 guidance due to the uncertainty surrounding the full-year impact of COVID-19." -Leggett & Platt (May 5)

"A. O. Smith believes the current environment does not allow it to forecast performance with reasonable precision, and as a result, the Company suspended its 2020 full year outlook." -A.O. Smith (May 5)

"Given the uncertainty related to the timing and magnitude of the COVID-19 pandemic, we previously withdrew our full year financial guidance provided on February 5, 2020." -AMETEK (May 5)

"As the Company previously communicated, the current economic environment remains highly uncertain and the impacts of the COVID-19 pandemic are increasingly reducing visibility into when customers' plants will be fully operational, as well as creating the potential for lower consumer demand and additional supply chain interruptions, which could adversely impact vehicle production. As a result, the Company will not be providing second quarter and full year 2020 financial guidance at this time." -Aptiv (May 5)

"As the virus proliferated into a worldwide pandemic, we withdrew our guidance for 2020, and as of now, we are not providing financial guidance at this time." -Henry Schein (May 5)

"We find ourselves unable to provide reliable guidance at this time." -Howmet Aerospace (May 5)

"Due to the uncertainties regarding the duration and severity of the coronavirus (COVID-19) pandemic, ITW is suspending its previously announced annual guidance for 2020." -Illinois Tool Works (May 5)

"Given the uncertainty in the markets we serve, we are suspending our full year 2020 guidance." -Sealed Air (May 5)

"On April 2, 2020, the Company withdrew its previously provided financial guidance for the fiscal year ending September 30, 2020, due to the unprecedented uncertainty around the ultimate impact of COVID-19 on global market and economic conditions." -TransDigm Group (May 5)

"Xylem withdrew 2020 guidance on March 31, 2020 due to the uncertainties caused by COVID-19." -Xylem (May 5)

"And, while we believe our business and long-term fundamentals remain strong, we've suspended our 2020 outlook given the ongoing uncertainty regarding the duration of the pandemic and its impact on market conditions and consumer behavior." -Assurant (May 5)

"Due to the inherent uncertainty surrounding the social and economic disruption resulting from the COVID-19 pandemic, the Company believes it is appropriate to withdraw its full-year 2020 guidance, which was included in its January 28, 2020 earnings release." -Equity Residential (May 5)

"In March 2020, Healthpeak withdrew previously provided guidance due to uncertainty related to the COVID-19 pandemic." -Healthpeak Properties (May 5)

"Due to the COVID-19 pandemic and ongoing uncertainties related to the timing and scope of a potential customer activity rebound, PerkinElmer is withdrawing its full-year 2020 financial guidance, which was previously provided on January 27, 2020." -PerkinElmer (May 5)

"Looking forward, the impact of the pandemic on the US economy remains uncertain, in particular, the pace and timing of the recovery. As a result, we have decided to suspend our detailed financial guidance for 2020." -Republic Services (May 5)

"In light of the observed performance trends and the rising uncertainty caused by COVID-19, we withdrew our 2020 financial outlook on March 27...As uncertainty regarding COVID-19 remains high and global economic implications are starting to unfold, we are not reinstating a 2020 outlook at this time." -Western Union (May 5)

"Finally, while we're not providing specific earnings guidance, we did want to give you color on our free cash flow outlook." -BorgWarner (May 6)

"While we have withdrawn 2020 targets and will not be providing an updated financial outlook, I do want to provide insights into what we're seeing roughly five weeks into the quarter." -CDW (May 6)

"COVID-19 has brought ongoing macroeconomic uncertainty, an overall lack of visibility into future demand trends, and elevated level of risk in our supply chain. As a result of this uncertainty and supply chain risk, we are withdrawing our previously issued outlook for the full year 2020." -FLIR Systems (May 6)

"In March we suspended guidance for the year and implemented significant austerity measures and drew down our revolving credit facilities." -General Motors (May 6)

"On April 6, 2020, the Company withdrew its full-year 2020 guidance. Due to the economic uncertainty as a result of the rapidly evolving COVID-19 pandemic and the limited visibility on the impacts to our businesses, we cannot reasonably estimate the Company's full year financial and operating results at this time." -Genuine Parts (May 6)

"And while we are not providing guidance at this time, I think, it's worth parsing our business in light of the current environment." -Global Payments (May 6)

"You will recall that we withdrew our non-GAAP earnings guidance in February due to the pending CMA sales transaction." -NiSource (May 6)

"Because of this uncertainty in aggregates demand, we are withdrawing our previous financial guidance for 2020." -Vulcan Materials (May 6)

"We are withdrawing full-year 2020 outlook given the uncertainty around the duration and economic impact of the pandemic." -Albemarle Corporation (May 6)

"Management has decided to suspend full-year 2020 guidance in light of the COVID-19 crisis." -Corteva (May 6)

"Given that it's impossible to reasonably predict the future course of the COVID-19 virus, and thus its economic consequences such as job loss and reduced rental demand across the country, we have withdrawn our previously-provided guidance ranges for 2020." -Essex Property Trust (May 6)

"Due to the uncertainty of the impacts of the COVID-19 pandemic, including the unknown duration and impact of stay-at-home orders, the uncertain economic climate, and the resulting impact on rentals, vacates, pricing, auctions and existing customer rent increases the Company withdraws its 2020 annual guidance." -Extra Space Storage (May 6)

"Previously withdrew 2020 guidance given the complex and rapidly evolving circumstances around the COVID-19 pandemic." -Federal Realty Investment Trust (May 6)

"For 2020, due to the increased uncertainty associated with the economic impact from COVID-19, we believe the prudent thing to do is to withdraw our previously issued full year guidance." -Fortinet (May 6)

"As a result of the material change in broad economic conditions in the U.S., in late March MAA withdrew its calendar year 2020 guidance for Net income per diluted common share, Core FFO per Share and Core AFFO per Share. At this point MAA is not providing quarterly or full year 2020 guidance for Net income per diluted common share, Core FFO per Share or Core AFFO per Share." -Mid-America Apartment Communities (May 6)

"At the same time, given the lack of visibility into the near-term economic effects of COVID-19 and the wider range of potential outcomes, we believe it is prudent to pull our previous guidance for the full year." -PayPal (May 6)

"As a result of uncertainties due to the ongoing Novel Coronavirus (COVID-19) pandemic, the Company has withdrawn its previously provided full-year 2020 guidance outlook." -UDR (May 6)

"Due to the unanticipated impact of COVID-19 on SHO portfolio fundamentals and recent revisions to our investment outlook and capital plans, we elected to withdraw all components related to full year 2020 guidance on April 17, 2020." -Welltower (May 6)

"Now wrapping up on Slide 13, as a reminder, we haven't issued 2020 EPS guidance, and we don't have plans to issue guidance during the pendency of the Committee's work." -Evergy (May 7)

"Due to ongoing uncertainty regarding the scope and duration of the COVID-19 global pandemic, as well as the timing and pace of recovery, the company is currently unable to estimate the impact to its financial results and operations over the balance of fiscal year 2020. As this impact could be material, the company is withdrawing its previously issued fiscal year 2020 revenue and earnings per share guidance." -Becton, Dickinson and Company (May 7)

"In light of the uncertain operating environment caused by Covid-19, CBRE has withdrawn the 2020 earnings guidance that was provided on February 27, 2020." -CBRE Group (May 7)

"In light of the uncertain operating environment, Iron Mountain has withdrawn its previously provided 2020 guidance, including for Revenue, Adjusted EBITDA, Adjusted EPS, and AFFO." -Iron Mountain (May 7)

"Given the ongoing uncertainty regarding the scope, severity and duration of the COVID-19 pandemic, RTC is not providing an outlook at this time and will revisit providing a 2020 outlook at our next earnings release." Raytheon Technologies (May 7)

"As communicated in our April 9th update, given the continued uncertainty around the duration of the COVID-19 pandemic and its impact on our ability to forecast performance, we are not providing guidance at this time." -Cognizant Technology Solutions (May 7)

"Due to the uncertainty surrounding the COVID-19 pandemic and the related negative impact on global economic activity, the company is withdrawing its previously communicated financial outlook for the year." -Fiserv (May 7)

"As a result of the unprecedented conditions across all of our markets, we have decided to suspend our full-year 2020 guidance, there is simply too much uncertainty regarding the resumption of business activity around the world to accurately predict what our volumes could be in the second quarter and rest of the year." -FLEETCOR Technologies (May 7)

"As announced on April 6, 2020, Flowserve withdrew its full year 2020 guidance in light of the significant market uncertainty as a result of the COVID-19 pandemic, and its related affects." -Flowserve (May 7)

"Given the global economic uncertainty COVID-19 has created for the travel, airline, lodging and tourism and event industries, among others, the Company cannot provide full year guidance for its operations or fully estimate the effect of COVID-19 on operations because of the uncertainty of the depth and duration of the pandemic." -Host Hotels & Resorts (May 7)

"The Company stated that forecasting is very difficult given the significant uncertainty surrounding COVID-19 and ensuing impact to the global economic environment. The Company said that given this significant uncertainty, it will not provide an estimate for full year sales growth and Adjusted EPS for 2020." -Mettler-Toledo International (May 7)

"Motorola Solutions is withdrawing its full year guidance, due to uncertainty surrounding the COVID-19 pandemic." -Motorola Solutions (May 7)

"Due to the continued uncertainty and disruption from COVID-19, on March 30, 2020, the Company withdrew its 2020 guidance that had been provided on February 12, 2020." -Regency Centers (May 7)

"As a result of the uncertainty around the duration of the COVID-19 pandemic and its impact on the business, the Company previously withdrew its 2020 guidance." -DENTSPLY SIRONA (May 8)

"As previously announced, Kimco withdrew its full-year 2020 guidance due to the economic uncertainty resulting from the COVID-19 Pandemic. The company is not providing updated 2020 guidance at this time." -Kimco Realty (May 8)

"Based on its early understanding of the potential scope and effects of the COVID-19 pandemic, Ventas withdrew its previously issued financial guidance on March 17, 2020." -Ventas (May 8)

"Given the uncertainty around the timing and trajectory of a recovery, we're unable to provide our normal quarterly and full year P&L guidance." -Marriott International (May 11)

"Given that these variables, among many others, remain highly uncertain and inconclusive, we cannot reasonably estimate the operational impacts of the pandemic on our business at this time, so we're not able to provide a financial outlook on today's call." -Under Armour (May 11)

"As you know, we withdrew our 2020 full-year guidance on April 6. Impact of COVID-19 continues to be fluid, and there are multiple market dynamics and variables that we're unable to quantify at this time. Given the current environment, we will not be providing updated financial 2020 guidance." -Zimmer Biomet Holdings (May 11)

"As the COVID-19 pandemic continues to evolve, there is uncertainty around its ultimate impact; therefore, the Company's full year financial results cannot be reasonably estimated at this time and have been withdrawn." -International Flavors & Fragrances (May 11)

"Given the evolving nature of COVID-19 and the global economic disruption it has caused, it is not currently possible to predict with certainty the pandemic's impact on the rest of the year's financial results. As such, the Company is withdrawing its full-year 2020 guidance for estimated net income attributable to common stockholders per diluted share, estimated FFO per diluted share and comparable property NOI growth, which were provided on February 4, 2020." -Simon Property Group (May 11)

"Because of the uncertainty of COVID-19, we are not providing guidance for fiscal 2021 at this time." -STERIS (May 13)

"Looking ahead, given the rapidly evolving impacts from the pandemic, we cannot estimate the impact on our business or the longer-term financial and operational results with certainty, and, therefore, will not be providing second quarter or full year guidance." -Norwegian Cruise Line Holdings (May 14)

"Due to the uncertainty of the duration and severity of COVID-19, governmental actions and regulations in response to the pandemic and the speed with which the pandemic is developing and impacting VF, its consumers, customers and suppliers, it is not possible to provide a financial outlook for full-year fiscal 2021 at this time." -V.F. Corporation (May 15)

"As a result of this and the level of uncertainty that exists with respect to the impact of COVID-19 on future economic activity and customer demand, we are suspending our fiscal 2020 guidance until further notice." -Home Depot (May 19)

"But at this point, I think it's just too early to give you any type of guidance on what we expect for the rest of the year."
-Kohl's (May 19)

"Due to unprecedented variability in the macro environment brought on by COVID-19, the company is withdrawing financial guidance for fiscal year 2021."-Walmart (May 19)

"The Company is withdrawing its financial guidance for fiscal year 2020."-Lowe's Companies (May 20)

"On March 10, 2020, the Company withdrew its first quarter and full-year 2020 guidance. The magnitude, duration and speed of COVID-19 remains uncertain. As a consequence, the Company cannot estimate the impact of COVID-19 on its business, financial condition or near or longer-term financial or operational results with reasonable certainty."-Royal Caribbean Cruises (May 20)

"On March 25th, the Company withdrew its first quarter and full-year guidance given the unusually wide range of potential outcomes as a result of the highly fluid and uncertain outlook for consumer shopping patterns and government policies related to COVID-19. As a result of continued uncertainty, the Company did not provide second-quarter or updated full-year guidance."-Target (May 20)

"Given the high level of uncertainty in the current environment, the company is not providing second quarter or full-year 2020 earnings guidance."-L Brands (May 20)

"As a result of the ongoing uncertainty related to COVID-19, we suspended all FY21 financial guidance on March 21 and are not providing guidance today."-Best Buy (May 21)

"The COVID-19 pandemic has created industry uncertainty as to whether we will experience further interruptions. Additionally, the foodservice industry is in the very early stages of a recovery, and we are actively monitoring the pace and magnitude of this recovery. As a result of this uncertainty, we are withdrawing our full-year sales and earnings guidance."-Hormel Foods (May 21)

"Given the uncertainty on near-term financial results caused by the COVID-19 pandemic, the company is not providing formal annual or quarterly financial guidance at this time."-Medtronic (May 21)

"The Company continues to expect its results to be significantly impacted by the ongoing COVID-19 pandemic. Due to the high level of uncertainty around store reopenings, the current retail environment, and future consumer demand, it remains difficult to forecast a financial outlook for the remainder of the year. Therefore, the Company is not providing a Fiscal 2021 financial outlook at this time."-TJX Companies (May 21)

"On April 6, 2020, HPE filed an 8K to withdraw fiscal year 2020 guidance due to increased level of uncertainty in which the global COVID-19 pandemic may adversely impact business operations, financial performance and results of operations. Consistent with that filing, HPE will not be providing fiscal year 2020 third quarter or full year guidance."-HPE (May 21)

"Given the lack of visibility created by COVID-19 and the unknown extent of the impact the virus will have on consumer demand and store productivity, we are not providing second quarter and 2020 full year sales and earnings guidance."
-Ross Stores

In addition to the companies listed above, FactSet tracked additional companies that previously provided EPS guidance for the fiscal year but then did not directly address fiscal year EPS guidance in their Q1 earnings press release, presentation, or transcript. Most of these companies withdrew EPS guidance on an earlier date and did not confirm or discuss the withdrawal in their Q1 earnings documents. These companies are included in the total number of companies withdrawing or not providing EPS guidance.

"However, due to the heightened uncertainty surrounding this outbreak, its duration, its impact on overall demand for air travel and the possibility the outbreak spreads to other regions, the Company is withdrawing all full-year 2020 guidance issued on January 21, 2020."-United Air Lines (Feb. 24)

"We are also withdrawing our full-year guidance until we have more clarity on the duration and severity of the current situation."-Delta Air Lines (Mar. 10)

"Hilton Worldwide Holdings Inc. today announced the withdrawal of its previously announced first quarter and full year 2020 outlook due to the evolving impact of the novel coronavirus (COVID-19) on the global economy." -Hilton Worldwide Holdings (Mar. 10)

"And while we're giving you as much color as we know for Q2 as of today, given the unprecedented times, we're really not going to comment on the second half." -Adobe Systems (Mar. 12)

"However, until we know better the economic consequences of the pandemic, we are withdrawing our previous guidance to full year 2020 results." -Apartment Investment & Management Company (Mar. 24)

"Due to the inherent uncertainty surrounding the social and economic disruption from this national emergency, the Company believes it is appropriate to withdraw its full-year 2020 outlook, which was included in its February 5, 2020 earnings release, and it does not plan to provide an update to its full-year 2020 outlook until there is further clarity on economic conditions." -AvalonBay Communities (Mar. 25)

"Global concerns about the coronavirus disease 2019 ("COVID-19") have impacted the macroeconomic environment, as well as ViacomCBS' business. As a result of COVID-19 and measures to prevent its spread, ViacomCBS is withdrawing its previous guidance as to its 2020 financial results." -ViacomCBS (Mar. 26)

"Due to the evolving and uncertain impact of the COVID-19 pandemic, Danaher also announced that it is withdrawing its previously communicated 2020 financial guidance, which was provided on January 30, 2020." -Danaher (Apr. 13)

"While we remain confident in the long-term fundamentals of our business, due to the speed at which the COVID-19 situation is developing and the unknown duration of this pandemic event, we are withdrawing our Full-Year 2020 financial guidance. We anticipate providing further updates and details on our first quarter 2020 earnings call." -Fidelity National Information Systems (Apr. 13)

"Agilent Technologies, Inc. today announced that due to the expanded and evolving nature of the COVID-19 pandemic and resulting effects on customer operations, it is withdrawing its second-quarter and fiscal year 2020 guidance provided on Feb. 18." -Agilent Technologies (Apr. 14)

"The Company remains intently focused on the levers within its control, including delivering on cost saving targets. However, with global softening in automotive, oil & gas and select industrial end-markets and the unknown duration and intensity of the COVID-19 pandemic, the Company has elected to suspend its full-year 2020 net sales and adjusted EPS(1) guidance." -DuPont (Apr. 20)

"As a reminder, we have a policy to update our guidance once a year and in July, and we should hopefully know more by then." -Biogen (Apr. 22)

"Intuit is also withdrawing its previously provided fiscal 2020 guidance, reflecting uncertainty in current small business trends." -Intuit (May 7)

Providing FY20 EPS Guidance Below Previous Guidance (42)

"The company now expects diluted EPS to be in the range of \$7.48 to \$7.70, compared with \$7.66 to \$7.84 previously." -Accenture (Mar. 19)

"In terms of our forward view for 2020, as Lance stated, due to the uncertainty, we have developed three scenarios to take into account different assumptions on how the virus, the price of oil, and economic situation evolve over the next few months and quarters. Our supplemental schedules detail the three scenarios with the following ranges: revenue of \$4.275 billion to \$4.425 billion; organic growth of between 1% and 4%, normalized for the impact of the Q2 events; adjusted EBITDA of \$1.825 billion to \$1.85 billion; and adjusted EPS of \$2.76 to \$2.81. As Lance mentioned, we would direct your estimate to the lower end of these ranges at this time." -IHS Markit (Mar. 24)

"Net income diluted earnings per share growth are now anticipated to increase approximately 7% and adjusted net income and adjusted diluted earnings per share are expected to grow approximately 6%." -Paychex (Mar. 25)

"Accounting for that, we would be comfortable with your models reflecting reported adjusted EPS ranging from \$7.50 to \$7.90, a range of minus 13.6% to minus 9.0%, based on what we know today." -Johnson & Johnson (Apr. 14)

"Management has updated the fiscal year 2020 outlook to reflect the changing demand environment associated with COVID-19 and the concurrent unfolding energy market dynamics. GAAP earnings per share guidance is \$2.62 to \$2.82. Adjusted earnings per share guidance, which excludes restructuring actions and related costs, is \$3.00 to \$3.20, compared to prior guidance of \$3.55 to \$3.80. This drop in guidance reflects the negative impact of reduced global demand, partially offset by aggressive cost containment actions, reduced stock compensation and other non-operating items." -Emerson Electric (Apr. 21)

"Taking these assumptions into account, we are lowering our 2020 core FFO guidance midpoint by \$0.11. We now expect a range between \$3.55 and \$3.65 per share which includes \$0.15 of net promote income." -Prologis (Apr. 21)

"Globe Life projects that net operating income per share will be in the range of \$6.65 to \$7.15 for the year ending December 31, 2020. The reduction in our earnings guidance, as well as the wider range, reflects the impact of COVID-19 on our operations." -Globe Life (Apr. 22)

"The Company is revising its earnings guidance ranges for the year ending December 31, 2020 to net income per share of \$1.83 to \$2.33 and FFO per share of \$6.60 to \$7.10 per share as we expect that the global COVID-19 pandemic will have an impact on our business, and our industry as a whole, going forward." -SL Green Realty (Apr. 22)

"Additionally, the company now expects full year 2020 adjusted earnings per share of \$4.75 to \$5.25 versus previous guidance of \$6.15 to \$6.40." -Edwards Lifesciences (Apr. 23)

"The company now expects adjusted EPS growth (non-GAAP) of -2 to 2 percent, an update from prior guidance for 2020 adjusted EPS growth (non-GAAP) of 2 to 4 percent. This updated expectation is based on a scenario that assumes significant headwinds prevailing through second-quarter 2020." -Verizon Communications (Apr. 24)

"Guidance for 2020 has been updated to reflect our current view of existing market conditions and assumptions for the year ending December 31, 2020, including the estimated impact stemming from the COVID-19 pandemic on our financial and operating results." -Alexandria Real Estate Equities (Apr. 27)

"Based on these assumptions, the company is revising the full year guidance it had previously provided on February 12, 2020. IQVIA now expects full-year 2020 revenue to be between \$10,600 million and \$10,925 million, Adjusted EBITDA to be between \$2,200 million and \$2,300 million, and Adjusted Diluted Earnings per Share to be between \$5.75 and \$6.10. This guidance includes the total estimated impact from general business disruption caused by the COVID-19 virus." -IQVIA Holdings (Apr. 28)

"Merck lowered its full-year 2020 non-GAAP EPS to be between \$5.17 and \$5.37, including a negative impact from foreign exchange of approximately 3.5% at mid-April exchange rates." -Merck & Co. (Apr. 28)

"The COVID-19 pandemic and global efforts to respond to it are rapidly evolving. The duration, severity, and geographic scope of its impacts on our supply chain, business operations and financial condition, and those of our suppliers, distributors, business partners and customers are highly uncertain. Based on the information available to us at the time of this release, the following table provides guidance for projected sales growth and earnings per share for fiscal 2020..." -Rockwell Automation (Apr. 28)

"The Company's previous guidance provided on January 30, 2020 did not reflect any impact from COVID-19. Based on current assumptions, the Company now expects full year adjusted DEPS of \$11.60 - \$12.60." -Roper Technologies (Apr. 28)

"Adjusted diluted EPS guidance is decreased from a range of \$10.40 to \$10.60 to a new range of \$9.95 to \$10.15." -S&P Global (Apr. 28)

"For the full year, we expect adjusted diluted EPS to be \$2.78 to \$2.90 with a \$2.84 midpoint reflecting 6% growth over 2019. This is down from the previous range of \$3.09 to \$3.19 and due to the projected impact of the pandemic with about half of the impact related to the second quarter guidance." -Cerner (Apr. 28)

"As a result of our lowered revenue and margin outlook, we now expect adjusted diluted earnings per share to grow 4% to 7% in fiscal 2020." -ADP (Apr. 29)

"As a result, outside of roughly \$140 million, or \$0.32 per share in unfavorable FX translation impacts, our consolidated AFFO and AFFO per share projections are unchanged." -American Tower Corporation (Apr. 29)

"So, on a companywide basis at this point, we see EPS at \$11.30 to \$11.40 per fully diluted share for the year." -General Dynamics (Apr. 29)

"So as a result of the revenue impact, first quarter marketable securities impact, and interest related to the first quarter bond offering, we now expect our EPS will range between \$21.80 and \$22.20." -Northrop Grumman (Apr. 29)

"On an adjusted basis, we expect full year 2020 earnings per share of \$19 to \$21." -Sherwin-Williams (Apr. 29)

"Our 2020 guidance for Core FFO has been revised to \$1.41 to \$1.51 per diluted share, compared to the initial range of \$1.48 to \$1.54 per diluted share." -Duke Realty Trust (Apr. 29)

"This is reflected in our full year 2020 adjusted diluted EPS guidance, which we have lowered and widened to a range of \$7.80 to \$8.40." -Moody's (Apr. 30)

"Adjusted EPS is now expected to be in the range of \$1.43 to \$1.58, lower than our previous range of \$1.67 to \$1.80." -Nielsen Holdings (Apr. 30)

"Bringing this down to our full year EPS, we now see \$11.15 to \$11.55, or \$11.35 at the midpoint, down \$0.20 as compared to our prior guide midpoint." -L3Harris Technologies (May 5)

"These revenue and margin changes result in an updated non-GAAP diluted EPS guidance range of \$5 to \$5.30." -Leidos (May 5)

"2020 adjusted earnings are now expected to be in the range of \$6.05 to \$6.70 per diluted share, representing an increase of 5 percent year over year at the midpoint." -FMC Corporation (May 5)

"In our earnings press release this afternoon, we included an update to our outlook for full-year 2020. The most material changes to our outlook are the result of significant changes in foreign currency exchange rates since we initially provided our 2020 outlook. The weakening of the Brazilian real, South African rand and Canadian dollar relative to the US dollar have caused us to revise our estimates for these currency exchange rates for the balance of 2020. The combination of these estimate changes and the actual first quarter exchange rates relative to our prior assumptions have negatively impacted our outlook for site leasing revenue by \$47 million. Tower cash flow, adjusted EBITDA and AFFO were negatively impacted by \$32 million, \$30 million and \$29 million respectively due to these updated exchange rate assumptions. AFFO per share was negatively impacted by approximately \$0.26." -SBA Communications (May 5)

“Non-GAAP EPS is expected to be between \$10.45 and \$10.75. This reflects our proactive expense management and financial discipline. The upper end of this range remains in line with the midpoint of our prior 2020 guidance.” -Alexion Pharmaceuticals (May 6)

“Zoetis is lowering its full year 2020 guidance to reflect the company’s current view of the estimated full year impact of the COVID-19 outbreak, recessionary conditions in the global economy, and foreign currency headwinds.” -Zoetis (May 6)

“AFFO per share is expected to range between \$23.62 and \$24.66, an increase of 4 - 8% over the previous year, or a normalized and constant currency increase of 8 - 12%.” -Equinix (May 6)

“Let me also add that the entirety of our guidance reduction, relates to the expected effects of the global pandemic...For the full year, we are updating both the revenue and EPS outlook to non-GAAP revenue in the range of \$1.555 billion to \$1.630 billion, or constant currency growth of 2% to 7%, and EPS in the range of \$5.61 to \$6.23.” -ANSYS (May 7)

“We are also updating our fiscal 2020 adjusted EPS guidance to a range of \$4.80 to \$5.30 per share from the previous \$5.30 to \$5.80 per share range...Our revised guidance is based on an analysis of several scenarios that estimated the impact of the COVID-19 pandemic on our results.” -Jacobs Engineering Group (May 7)

“The Company is reducing the mid-point of its 2020 Adjusted EPS guidance by 5%, or \$0.07 per share, to a range of \$1.32 to \$1.42. This reduction is primarily driven by lower demand across its businesses, particularly at its US utilities, which have been negatively impacted by the COVID-19-related economic slowdown that began late in the first quarter of 2020. The Company expects this demand trend to continue through the second quarter, with some improvement in the third quarter and further recovery by year-end 2020.” -AES Corporation (May 7)

“As we said in this morning’s press release, we are lowering our fiscal 2020 adjusted EPS guidance to a range of \$7.35 to \$7.65, down from the previous range of \$7.55 to \$7.80. Normally, after the execution and performance of our businesses in the first half, we would be raising our full year guidance. However, given these unprecedented times, we must revise guidance to reflect the potential impacts of COVID-19 for the second half of the year.” -Amerisource Bergen (May 7)

“We expect 2020 adjusted EPS of at least \$3.” -Gartner (May 7)

“Regarding the COVID effect, we are providing two different scenarios of 2020 recovery...Scenario one assumes base volumes recover by early Q3 and then stabilize for the remainder of the year at levels which are low- to mid-single-digit percent below 2019. Under this scenario, we would anticipate full-year EPS excluding currency to increase mid- to high-single-digit percent from 2019. Scenario two assumes base volumes don’t recover until mid-Q4. This essentially means Q2 lockdown effects would carry until the middle of Q4. Here, versus 2019, EPS excluding FX would be flat to negative low-single-digit percent.” -Linde (May 7)

“As a result, Quanta has adjusted its full-year financial expectations and now expects revenues to range between \$11.4 billion and \$11.8 billion, net income attributable to common stock to range between \$325 million and \$370 million, diluted earnings per share attributable to common stock to range between \$2.25 and \$2.57 and adjusted diluted earnings per share attributable to common stock (a non-GAAP measure) to range between \$3.04 and \$3.36.” -Quanta Services (May 7)

“For the year of 2020, the company expects its adjusted earnings per share to be in the range of \$4.15 to \$4.35 per share. The company’s previous forecast was in the range of \$4.30 to \$4.50 per share. The company’s revised adjusted earnings per share range for the year 2020 reflects predominantly the impact of warmer than normal winter weather on steam revenues, and also the potential financial impact from the Coronavirus Disease 2019 (COVID-19) pandemic.” -Consolidated Edison (May 7)

“We’re expecting adjusted EPS growth of 5% to 7% down from our prior guidance of about 8%.” -Broadridge Financial Solutions (May 8)

“Taking into account the impact of COVID-19, unfavorable weather, and lower ROEs at ComED, we are revising our 2020 full-year guidance range from \$3 per share to \$3.30 per share to \$2.80 per share to \$3.10 per share.” -Exelon (May 8)

Maintaining Previous FY20 EPS Guidance (40)

"The company maintained its full year earnings per share outlook for 2020, including net earnings of \$15.45 to \$15.75 per share and adjusted net earnings of \$16.25 to \$16.55 per share. As the year progresses, the company will continue to evaluate the impact of COVID-19 across its balanced and diversified businesses." -UnitedHealth Group (Apr. 15)

"As we stand here today, though, we continue to believe our guidance ranges for the fiscal year on both the top and bottom lines remain relevant. Our internal forecasts remain within these ranges, but I must again emphasize ranges, and I must again emphasize the degree of uncertainty and volatility we face day-to-day...We currently expect organic sales growth for the year in a range of 4% to 5%, assuming continued operations in our facilities and those of our customers and suppliers. On the bottom line, we're forecasting core earnings per share growth in the range of 8% to 11% for the year." -Procter & Gamble (Apr. 17)

"For fiscal 2020, our guidance is as follows: revenue in the range of \$2.545 billion to \$2.585 billion, non-GAAP operating margin of 32% to 33%, GAAP EPS in the range of \$1.58 to \$1.68, non-GAAP EPS in the range of \$2.40 to \$2.50." -Cadence Design Systems (Apr. 20)

"Moving on to chart 8, based on our review of COVID-19-related potential impacts, as Marillyn noted, we are lowering the midpoint of our guidance range on sales by \$375 million, while holding our guidance for segment operating profit, earnings per share, and cash from operations." -Lockheed Martin (Apr. 21)

"For 2020, NextEra Energy continues to expect its adjusted earnings per share to be in the range of \$8.70 to \$9.20." -NextEra Energy (Apr. 22)

"The company is affirming its full-year operating (non-GAAP) guidance of \$2.40 to \$2.60 per share." -FirstEnergy (Apr. 23)

"As the ultimate impacts of the pandemic on Michigan's economy and our business remain uncertain, at this time CMS Energy is not changing guidance for 2020 adjusted earnings of \$2.64 - \$2.68 per share, as announced on January 30th..."* -CMS Energy (Apr. 27)

"Now on our full year outlook. Our earnings trajectory remains consistent, as you can see from the unchanged adjusted EPS guidance range." -Centene (Apr. 28)

"DTE Energy reaffirms 2020 operating EPS guidance of \$6.47-\$6.75." -DTE Energy (Apr. 28)

"Pfizer Inc. reported financial results for first-quarter 2020, reaffirmed its 2020 financial guidance for revenues and Adjusted diluted EPS and updated certain other components of its 2020 financial guidance primarily to reflect actual and anticipated impacts from the novel coronavirus disease of 2019 (COVID-19)." -Pfizer (Apr. 28)

"While the details and metrics underlying our EPS guidance will undoubtedly look different from previous expectations, based on our balance business mix, coupled with extensive modeling, factoring various scenarios, we are maintaining our original full-year adjusted earnings per share guidance of greater than \$22.30." -Anthem (Apr. 29)

"While acknowledging the inherent uncertainty surrounding the ongoing crisis, Humana is maintaining its FY 2020 Adjusted EPS range of \$18.25 to \$18.75." -Humana (Apr. 29)

"The following table sets forth Crown Castle's current Outlook for full year 2020, which remains unchanged from the previous full year 2020 Outlook." -Crown Castle (Apr. 29)

"The company expects net revenue between \$9.56 billion and \$9.76 billion, representing Organic FX- Neutral growth of 1% - 3%, with GAAP earnings per diluted share from continuing operations in the range of \$2.20 - \$2.30 and non-GAAP earnings per diluted share from continuing operations in the range of \$3.00 - \$3.10." -eBay (Apr. 29)

"As such, we are reaffirming our full year EPS outlook of \$18.00 to \$18.60." -Cigna (Apr. 30)

"Kellogg Company affirmed its full-year financial guidance, with sales and profit delivery shifting toward the first half of the year." -Kellogg (Apr. 30)

"2020 Projected Full Year Adjusted EPS = \$3.10 - \$3.22" -Southern Company (Apr. 30)

"And now turning to slide 32, we are reaffirming our guidance with the revenue range of \$25.0 billion to \$25.6 billion, and a non-GAAP EPS range of \$14.85 to \$15.60." -Amgen (Apr. 30)

"We are reaffirming our guidance range of \$4.32 to \$4.62 per share." -Edison International (Apr. 30)

"AbbVie is confirming the previous expectation to deliver standalone adjusted diluted EPS for the full-year 2020 of \$9.61 to \$9.71, representing growth of 8.1 percent at the midpoint." -AbbVie (May 1)

"Today, we are reaffirming our non-GAAP operating earnings guidance for full-year of 2020 of \$3.30 to \$3.50 per share." -Public Service Enterprise Group (May 4)

"Today, the company is reaffirming its full-year 2020 adjusted EPS guidance range of \$6.70 to \$7.50, and is reaffirming its full-year 2021 EPS guidance range of \$7.50 to \$8.10." -Sempra Energy (May 4)

"The company is reaffirming its earnings guidance for 2020 in the range of \$3.71 to \$3.75 per share." -WEC Energy Group (May 4)

"2020 Guidance Ranges: Adjusted Diluted EPS \$0.95 - \$1.20" -Williams Companies (May 5)

"We are also affirming our annual guidance range of \$4.25 to \$4.60 per share." -Dominion Energy (May 5)

"At this time, we're maintaining our 2020 guidance ranges for adjusted earnings per share, revenue, operating income margins and free cash flow, but recognize the increased uncertainty given the rapidly changing dynamics related to COVID." -DaVita (May 5)

"AEP management reaffirmed its 2020 operating earnings guidance range of \$4.25 to \$4.45 per share." -American Electric Power (May 6)

"Now we are leaving our full year 2020 adjusted EPS guidance range unchanged at \$7.04 to \$7.17." -CVS Health (May 6)

"We remain confident in our ability to deliver 2020 adjusted earnings in the range of \$3.79 to \$3.89 per share, or \$3.85 to \$3.95 per share on a GAAP basis." -American Water Works (May 6)

"Although the impacts of the pandemic remain uncertain, at this time Atmos Energy is not changing guidance for fiscal 2020 earnings per diluted share of \$4.58 to \$4.73." -Atmos Energy (May 6)

"As you saw in our news release and on slide 8, we continue to project earnings per share in 2020 of \$3.60 to \$3.70, and we continue to foresee earnings growth through 2024 around the middle of our 5% to 7% range based on our regulated core business." -Eversource Energy (May 7)

"In addition, the company is affirming its 2020 non-GAAP EPS guidance range of \$6.00 to \$6.20 and 2021 non-GAAP EPS guidance range of \$7.15 to \$7.45." -Bristol-Myers Squibb (May 7)

"Xcel Energy reaffirms 2020 EPS earnings guidance of \$2.73 to \$2.83 per share, which assumes the implementation of contingency plans will be sufficient to offset the negative impacts of the COVID-19 pandemic under the base case scenario." -Xcel Energy (May 7)

"Alliant Energy's consolidated EPS guidance of \$2.34 to \$2.48 for 2020 remains unchanged." -Alliant Energy (May 7)

"While the Company cannot predict the duration and longer-term impacts of the coronavirus pandemic, as of today the company continues to believe its 2020 consolidated earnings guidance of \$4.75 to \$4.95 per diluted share is still achievable." -Pinnacle West Capital (May 8)

"Through the end of the first quarter, PPL remained on track to achieve its 2020 earnings forecast of \$2.40 to \$2.60 per share. PPL said it's too soon to predict clearly the pandemic's full scope, duration and economic impact. As a result, the company has not changed its forecast range." -PPL Corporation (May 8)

"With this performance and with only a few months of COVID-19 related impacts, at this time, we are reaffirming our fiscal 2020 EPS guidance range of \$5.20 to \$5.40." -Cardinal Health (May 11)

"Entergy affirmed its 2020 adjusted EPS guidance range of \$5.45 to \$5.75." -Entergy (May 11)

"Today, Ameren affirmed its 2020 earnings guidance range of \$3.40 to \$3.60 per diluted share." -Ameren (May 11)

"Given we are already taking proactive steps to mitigate the impacts of COVID-19, we are affirming our 2020 adjusted EPS guidance range of \$5.05 to \$5.45, assuming an economic recovery beginning later this year." -Duke Energy (May 12)

Providing FY20 EPS Guidance Above Previous Guidance (9)

“Constant-currency adjusted diluted earnings per share are now expected to increase 6% to 8% from the base of \$3.22 earned in fiscal 2019, which is ahead of the previous range of 3% to 5%. The primary drivers of our increased EPS guidance are the increased forecasts for adjusted operating profit and the expectation for reduced interest expense that I mentioned earlier.” -General Mills (Mar. 18)

“We’re updating our full year guidance today to note that we now expect to exceed our prior full year guidance for total company sales and profit metrics.” -ConAgra Brands (Mar. 31)

“However, based on the strength of our first quarter and visibility into the near-term pipeline, we are raising the top end of our full year outlook for revenue and EPS.” -Citrix Systems (Apr. 23)

“The company has updated certain elements of its 2020 financial guidance on a reported basis and a non-GAAP basis to reflect both management’s expectations for operational performance and the uncertainty surrounding the extent and duration of the impact of the COVID-19 pandemic...Based on the key assumptions outlined above, the company has adjusted earnings per share for 2020 to now be in the range of \$6.20 to \$6.40 on a reported basis and \$6.70 to \$6.90 on a non-GAAP basis.” -Eli Lilly (Apr. 23)

“Net of all these factors, we now expect fiscal year 2020 diluted EPS to be in the range of \$6.70 to \$6.90.” -Clorox (May 1)

“Our full-year revenue guidance was increased to a revenue range of \$1.695 billion to \$1.702 billion, with a full-year earnings per share of \$3.83 to \$3.85.” -Jack Henry & Associates (May 5)

“Nonetheless, with strong momentum across the business we are raising our outlook for net revenues and EPS for the year, more than passing through the Q1 earnings outperformance despite these headwinds.” -Activision Blizzard (May 5)

“The second key message is that our financial results have been strong through nine months, and for the second consecutive quarter, we’ve increased our outlook for the 2020 financial year. We now expect EPS growth of 11% to 12%, and we’ll generate over \$1 billion of free cash flow this year.” -Amcort PLC (May 12)

“As a result of our first half strength and the resilience of our business, we are reaffirming our revenue and non-GAAP margin guidance for the year, while raising our non-GAAP earnings and cash flow targets.” -Synopsys (May 20)

Initiating FY20 (FY21) EPS Guidance – No Prior EPS Guidance (4)

“Guidance for fiscal 2021 is for GAAP net revenue of \$5.525 billion, cost of revenue at \$1.382 billion and GAAP EPS of \$3.35.” -Electronic Arts (May 5)

“Digital Realty introduced its 2020 core FFO per share outlook of \$5.90-\$6.10.” -Digital Realty Trust (May 7)

“McKesson expects full-year fiscal 2021 Adjusted Earnings per diluted share of \$13.95 to \$14.75, which reflects anticipated headwinds in fiscal 2021 as a result of the COVID-19 pandemic and a continuation of disciplined, efficient capital deployment, including investments in the business.” -McKesson (May 20)

“And we expect GAAP net income to range from \$299 million to \$329 million or \$2.60 to \$2.85 per share.” -Take-Two Interactive (May 20)

Important Notice

The information contained in this report is provided “as is” and all representations, warranties, terms and conditions, oral or written, express or implied (by common law, statute or otherwise), in relation to the information are hereby excluded and disclaimed to the fullest extent permitted by law. In particular, FactSet, its affiliates and its suppliers disclaim implied warranties of merchantability and fitness for a particular purpose and make no warranty of accuracy, completeness or reliability of the information. This report is for informational purposes and does not constitute a solicitation or an offer to buy or sell any securities mentioned within it. The information in this report is not investment advice. FactSet, its affiliates and its suppliers assume no liability for any consequence relating directly or indirectly to any action or inaction taken based on the information contained in this report.

FactSet aggregates and redistributes estimates data and does not conduct any independent research. Nothing in our service constitutes investment advice or FactSet recommendations of any kind. Estimates data is provided for information purposes only.

FactSet has no relationship with creators of estimates that may reasonably be expected to impair its objective presentation of such estimate or recommendation. FactSet redistributes estimates as promptly as reasonably practicable from research providers.

About FactSet

FactSet (NYSE:FDS | NASDAQ:FDS) delivers superior content, analytics, and flexible technology to help more than 126,000 users see and seize opportunity sooner. We give investment professionals the edge to outperform with informed insights, workflow solutions across the portfolio lifecycle, and industry-leading support from dedicated specialists. We're proud to have been recognized with multiple awards for our analytical and data-driven solutions and repeatedly ranked as one of Fortune's 100 Best Companies to Work For[®] and a Best Workplace in the United Kingdom and France. Subscribe to our thought leadership blog to get fresh insight delivered daily at insight.factset.com. Learn more at www.factset.com and follow on Twitter: www.twitter.com/factset.